

413

LK3-B430E Mark II, B431E Mark II
LK3-B432E Mark II, B433E Mark II

パーツブック
PARTS BOOK
TEILEKATALOG
LIVRE DES PIECES



LIBRO DE REFERENCIA DE PIEZAS

本縫電子閉止ミシン

本縫電子ベルトループ付けミシン

本縫電子鳩目穴閉止ミシン

本縫電子飾り閉止ミシン

ELECTRONIC LOCKSTITCH BAR TACKER

ELECTRONIC LOCKSTITCH BELT LOOP BAR TACKER

ELECTRONIC LOCKSTITCH EYELET BUTTONHOLE END BAR TACKER

ELECTRONIC LOCKSTITCH DECORATIVE PATTERN TACKER

ELEKTRONISCHE STEPPSTICHRIEGELMASCHINE

ELEKTRONISCHE GÜRTELSCHLAUFEN-RIEGELMASCHINE

ELEKTRONISCHE AUGENKNOPFLOCHENDE-RIEGELMASCHINE

ELEKTRONISCHE ZIERMUSTER-STEPPSTICHMASCHINE

MACHINE ELECTRONIQUE POINT D'ARRETS - POINT NOUE

MACHINE ELECTRONIQUE POINTS D'ARRETS - POINT NOUE POSE PASSANTS

MACHINE ELECTRONIQUE POINTS D'ARRETS - POINT NOUE POUR FINITION BOUTONNIERES


MACHINE ELECTRONIQUE POINTS D'ARRETS DECORATIFS - POINT NOUE

PRESILLADORA ELECTRONICA

PRESILLADORA ELECTRONICA PARA PASADORES

PRESILLADORA ELECTRONICA PARA OJALES

PRESILLAS DECORATIVAS ELECTRONICA



brother®

本縫電子閉止ミシン

Electronic Lock Stitch Bar Tacker



- 1: 被 服 / Ordinary materials
- 5: 被 服 / Ordinary materials
- 2: デ ニ ム / Denim
- 7: メリヤス / Knitted materials

本縫電子ベルトループ付けミシン

Electronic Lock Stitch Belt Loop Bar Tacker



- 2: 閉止長さ 6~14mm /
Bar tacking length 6-14mm
- 3: 閉止長さ 14~25mm /
Bar tacking length 14-25mm

本縫電子鳩目穴閉止ミシン

Electronic Lock Stitch Eyelet Buttonhole End Bar Tacker



本縫電子飾り閉止ミシン

Electronic Lock Stitch Decorative Pattern Tacker



- 1: 被 服 / Ordinary materials
- 2: デ ニ ム / Denim
- 7: メリヤス / Knitted materials

パーツブックご利用に際して

1. この本は、2000年3月のデータに基づいて作成されたものです。
2. 部品は予告なしに設計変更される場合があります。
3. 組単位で補給する部品は、 破線で示しております。
4. 部品コード欄が※となっている場合は、仕様別部品一覧表、ゲージ部品一覧表(72~81ページ)でお調べ下さい。

目 次

| | | | |
|--------------------------------|----|---|----|
| A. 主体関係 | 1 | Q2. コントロールボックス関係 | 45 |
| B. 上軸・針棒関係 | 3 | R. 電装品関係 | 49 |
| C1. 送り関係 | 5 | S. 操作パネル関係 | 53 |
| C2. 送り関係 (B430E Mark II) | 9 | T. 動力台関係 | 53 |
| C3. 送り関係 (B431E Mark II) | 11 | U1. 踏板関係 (香港向以外) | 55 |
| C4. 送り関係 (B432E Mark II) | 13 | U2. 踏板関係 (香港向) | 57 |
| C5. 送り関係 (B433E Mark II) | 17 | U3. 踏板関係 (オプション部品) | 59 |
| D1. 押エ上げ関係 | 19 | V1. 付属装置関係 (オプション部品) .. | 61 |
| D2. 押エ上げ関係 (B432E Mark II) ... | 21 | V2. 付属装置関係 (オプション部品) .. | 63 |
| E. 下軸関係 | 23 | Z1. 付属品関係 | 65 |
| F. 給油潤滑関係 | 25 | Z2. 付属品関係 | 69 |
| G. 糸通シ関係 | 27 | Sp1. 仕様別部品一覧表 (B430E Mark II) | 72 |
| H. 糸巻関係 | 29 | Sp2. 仕様別部品一覧表 (B431E Mark II, B432E Mark II) . | 74 |
| J. 糸切り関係 | 31 | Sp3. 仕様別部品一覧表 (B433E Mark II) | 76 |
| K. 糸払い関係 | 35 | Ga1. ゲージ部品一覧表 (B430E Mark II) | 78 |
| L. 糸取り関係 | 35 | Ga2. ゲージ部品一覧表 (B433E Mark II) | 80 |
| M. 糸締メ関係 | 37 | Ga3. ゲージ部品一覧表 | 81 |
| N. 針位置検出器関係 | 39 | Wa. 警告ラベル | 82 |
| P. プリント基板関係 | 39 | 索引 | 83 |
| Q1. コントロールボックス関係 | 41 | | |

Notes for using this parts book

1. This book was prepared based on information available in March 2000.
2. Parts are subject to changes in design without prior notice.
3. Parts supplied as complete assemblies are circled by a dotted line [] .
4. If the symbol ※ is found in the "Parts No." column, refer to the Different parts list, gauge parts list on page 72~81.

CONTENTS

| | | | |
|---|----|---|----|
| A. Machine body | 1 | Q2. Control box mechanism | 45 |
| B. Upper shaft and needle bar mechanism | 3 | R. Power supply equipment mechanism ... | 49 |
| C1. Feed mechanism | 5 | S. Operation panel mechanism | 53 |
| C2. Feed mechanism (B430E MarkII) | 9 | T. Power table | 53 |
| C3. Feed mechanism (B431E MarkII) | 11 | U1. Foot switch pedal mechanism (Except for Hong Kong) | 55 |
| C4. Feed mechanism (B432E MarkII) | 13 | U2. Foot switch pedal mechanism (For Hong Kong) | 57 |
| C5. Feed mechanism (B433E MarkII) | 17 | U3. Foot switch pedal mechanism (Option parts) | 59 |
| D1. Work clamp lifter mechanism | 19 | V1. Attachment set (Option parts) | 61 |
| D2. Work clamp lifter mechanism (B432E MarkII) | 21 | V2. Attachment set (Option parts) | 63 |
| E. Lower shaft mechanism | 23 | Z1. Accessories | 65 |
| F. Lubrication | 25 | Z2. Accessories | 69 |
| G. Threading mechanism | 27 | Sp1. DIFFERENT PARTS LIST (B430E MarkII) . | 72 |
| H. Bobbin winder mechanism | 29 | Sp2. DIFFERENT PARTS LIST (B431E MarkII ,B432E MarkII) | 74 |
| J. Thread trimmer mechanism | 31 | Sp3. DIFFERENT PARTS LIST (B433E MarkII) . | 76 |
| K. Thread wiper mechanism | 35 | Ga1. Gauge parts List (B430E MarkII) | 78 |
| L. Thread take-up mechanism | 35 | Ga2. Gauge parts List (B433E MarkII) | 80 |
| M. Thread nipper mechanism | 37 | Ga3. Gauge parts List | 81 |
| N. Synchronizer | 39 | Wa. Warning labels | 82 |
| P. Printed circuit board mechanism | 39 | Index | 83 |
| Q1. Control box mechanism | 41 | | |

Hinweise zur Verwendung dieser Teileliste

1. Dieses Buch basiert auf den Informationen vom März 2000.
2. Modelländerungen sind vorbehalten.
3. Die Teile, die als kompletter Satz geliefert werden, sind mit einer gestrichelten Linie umrandet.
4. Dieses Zeichen ※ in der Spalte "Parts No. (Teil-nummer)" verweist auf die Zubehörliste, Lehrenliste auf Seite 72~81.

INHALTSVERZEICHNIS

| | | | |
|---|----|---|----|
| A. Maschinengehäuse | 1 | Q1. Schaltkasten | 41 |
| B. Obere Welle und Nadelstangenvorrichtung | 3 | Q2. Schaltkasten | 45 |
| C1. Transportvorrichtung | 5 | R. Stromversorgung | 49 |
| C2. Transportvorrichtung (B430E MarkII) .. | 9 | S. Schaltkasten | 53 |
| C3. Transportvorrichtung (B431E MarkII) .. | 11 | T. Motorgestell | 53 |
| C4. Transportvorrichtung (B432E MarkII) .. | 13 | U1. Fußbetätigung | 55 |
| C5. Transportvorrichtung (B433E MarkII) .. | 17 | U2. Fußbetätigung | 57 |
| D1. Stoffhalterheber | 19 | U3. Fußbetätigung (Sonderzubehör) | 59 |
| D2. Stoffhalterheber (B432E MarkII) | 21 | V1. Anbausatz (Sonderzubehör) | 61 |
| E. Untere Welle | 23 | V2. Anbausatz (Sonderzubehör) | 63 |
| F. Schmierung | 25 | Z1. Zubehör | 65 |
| G. Fadenführungsvorrichtung | 27 | Z2. Zubehör | 69 |
| H. Spuler | 29 | Sp1. ZUBEHÖRLISTE (B430E MarkII) | 72 |
| J. Fadenabschneidevorrichtung | 31 | Sp2. ZUBEHÖRLISTE (B431E MarkII ,B432E MarkII) | 74 |
| K. Fadenwischvorrichtung | 35 | Sp3. ZUBEHÖRLISTE (B433E MarkII) | 76 |
| L. Fadenabnahmevorrichtung | 35 | Ga1. Lehrenliste (B430E MarkII) | 78 |
| M. Fadenspannvorrichtung | 37 | Ga2. Lehrenliste (B433E MarkII) | 80 |
| N. Synchronisator | 39 | Ga3. Lehrenliste | 81 |
| P. Leiterplatten | 39 | Wa. Warnschilder | 82 |
| | | Verzeichnis | 83 |

Notes sur l'utilisation de ce manuel de pièces détachées

1. Ce manuel a été fait d'après les renseignements valables au mois de Mars 2000.
2. Les pièces peuvent être sujettes à des modifications sans préavis.
3. Les pièces fournies en tant qu'assemblages complets sont encadrées avec un trait pointillé .
4. Si le symbole ※ se trouve dans la colonne "Parts No. (N° de pièce)" veuillez la vous référer à la liste des pièces accessoires, liste des Pièces decartment annexe page 72~81.

TABLE DES MATIERES

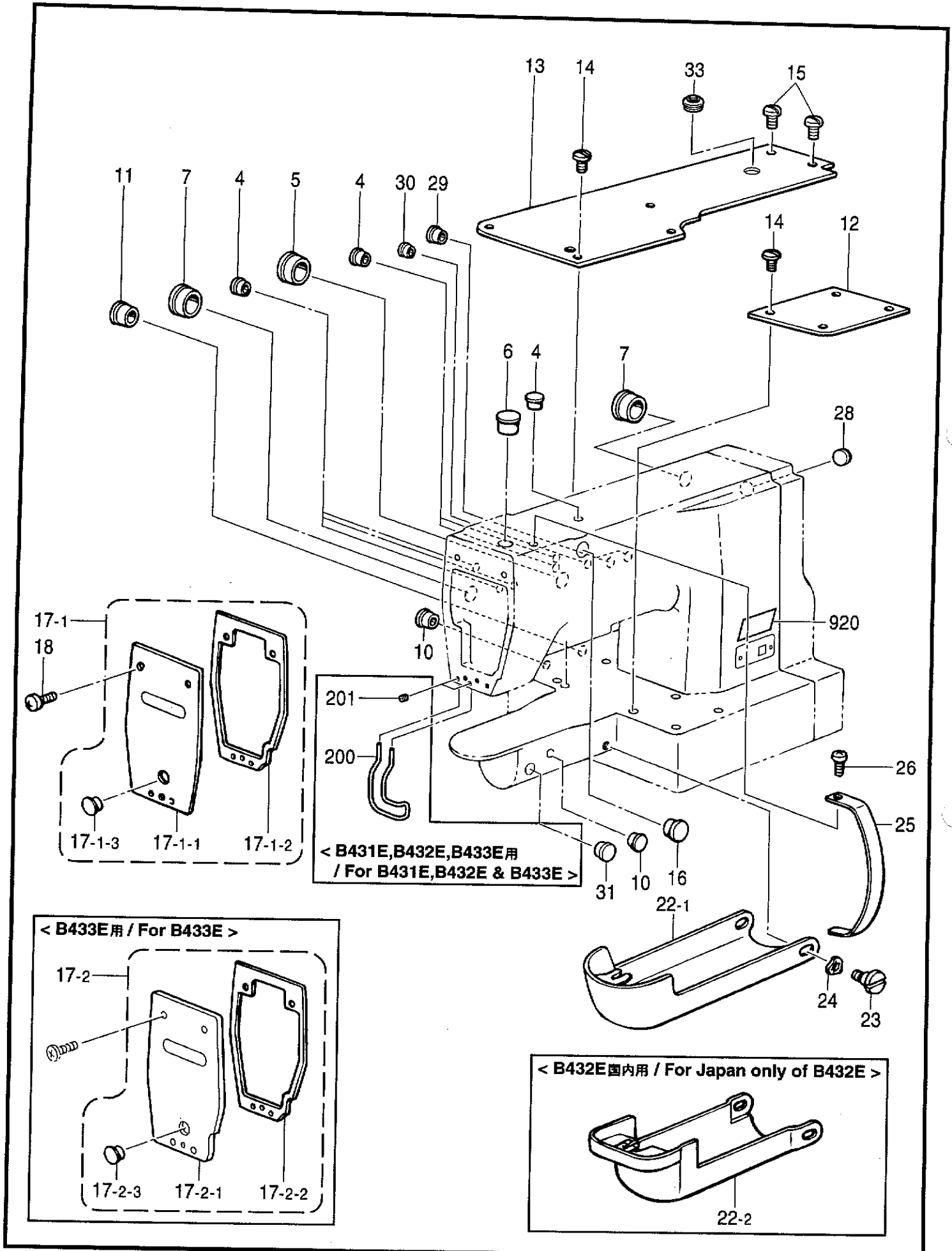
| | | | |
|---|----|--|----|
| A. Corps de la machine | 1 | Q2. Mécanisme du boîtier de contrôle | 45 |
| B. Mécanisme de arbre supérieur et barra à aiguille | 3 | R. Mécanisme de l'équipement en alimentation électrique | 49 |
| C1. Mécanisme de l'entraînement | 5 | S. Mécanisme du boîtier de contrôle | 53 |
| C2. Mécanisme de l'entraînement (B430E MarkII) | 9 | T. Mécanisme du plateau de la machine .. | 53 |
| C3. Mécanisme de l'entraînement (B431E MarkII) | 11 | U1. Mécanisme de la pédale | 55 |
| C4. Mécanisme de l'entraînement (B432E MarkII) | 13 | U2. Mécanisme de la pédale | 57 |
| C5. Mécanisme de l'entraînement (B433E MarkII) | 17 | U3. Mécanisme de la pédale (Pièces en option) | 59 |
| D1. Releveur de pinceur | 19 | V1. Jeu d'accessoires (Pièces en option) | 61 |
| D2. Releveur de pinceur (B432E MarkII) ... | 21 | V2. Jeu d'accessoires (Pièces en option) | 63 |
| E. Mécanisme de l'arbre inférieur | 23 | Z1. Accessoires | 65 |
| F. Lubrification | 25 | Z2. Accessoires | 69 |
| G. Mécanisme de l'enfilage | 27 | Sp1. LISTE DES PIECES ACCESSOIRES (B430E MarkII) | 72 |
| H. Mécanisme du bobineur | 29 | Sp2. LISTE DES PIECES ACCESSOIRES (B431E MarkII ,B432E MarkII) | 74 |
| J. Mécanisme de coupe-fil | 31 | Sp3. LISTE DES PIECES ACCESSOIRES (B433E MarkII) | 76 |
| K. Mécanisme de tire-fil | 35 | Ga1. Liste des Pièces decartment (B430E MarkII) | 78 |
| L. Releveur de fil | 35 | Ga2. Liste des Pièces decartment (B433E MarkII) | 80 |
| M. Mécanisme de pince-fil | 37 | Ga3. Liste des Pièces decartment | 81 |
| N. Synchronisateur | 39 | Wa. Etiquettes d'avertissement | 82 |
| P. Circuits imprimés | 39 | Index | 83 |
| Q1. Mécanisme du boîtier de contrôle | 41 | | |

Notas para usar este Manual de Piezas

1. Este libro ha sido compilado basándose en los datos de que se disponía en marzo 2000.
2. Las piezas quedan sujetas a cambios de diseño sin aviso previo.
3. Las piezas suministradas como conjuntos completos se enmarcan con una línea punteada [-----].
4. De haber un símbolo ※ junto al "Parts No. (Número de Pieza)", habrá que mirar la Lista de piezas accesorias, lista d'ePiezas de calibradores de la página 72~81.

INDICE

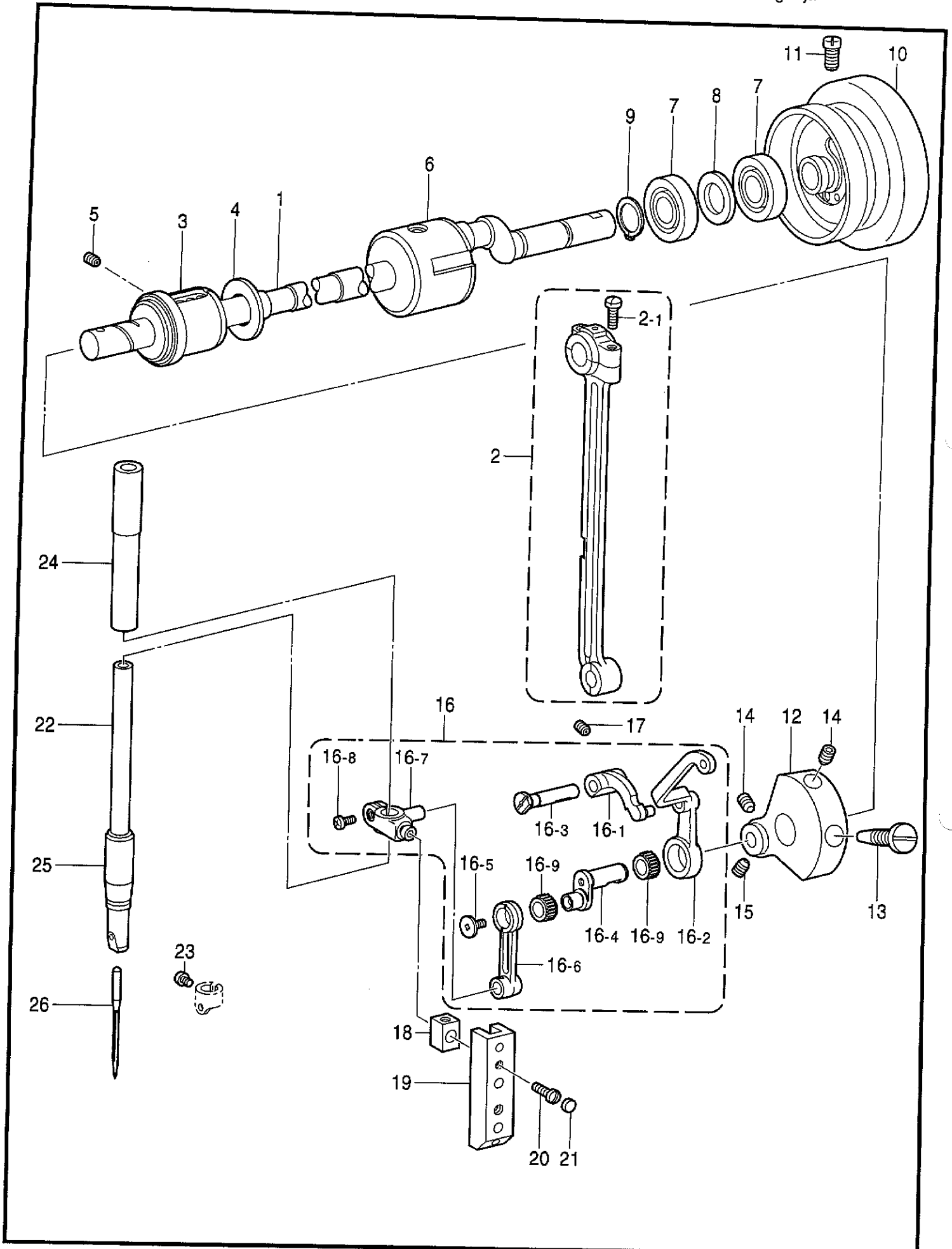
| | | | |
|--|----|--|----|
| A. Cuerpo de la máquina | 1 | Q1. Mecanismo de la caja de controles | 41 |
| B. Mecanismo del eje superior y la barra de aguja | 3 | Q2. Mecanismo de la caja de controles | 45 |
| C1. Mecanismo de la alimentación | 5 | R. Mecanismo del equipo de alimentación de corriente | 49 |
| C2. Mecanismo de la alimentación (B430E Mark II) | 9 | S. Mecanismo del caja de controles | 53 |
| C3. Mecanismo de la alimentación (B431E Mark II) | 11 | T. Mecanismo de la mesa de la máquina .. | 53 |
| C4. Mecanismo de la alimentación (B432E Mark II) | 13 | U1. Mecanismo del pedal | 55 |
| C5. Mecanismo de la alimentación (B433E Mark II) | 17 | U2. Mecanismo del pedal | 57 |
| D1. Mecanismo del levantador del prensor .. | 19 | U3. Mecanismo del pedal (Piezas opcionales) | 59 |
| D2. Mecanismo del levantador del prensor (B432E Mark II) | 21 | V1. Juego de fijación (Piezas opcionales) ... | 61 |
| E. Mecanismo del eje inferior | 23 | V2. Juego de fijación (Piezas opcionales) ... | 63 |
| F. Lubricación | 25 | Z1. Accesorios | 65 |
| G. Mecanismo del enhebrado | 27 | Z2. Accesorios | 69 |
| H. Mecanismo del devanador de la canilla .. | 29 | Sp1. LISTA DE PIEZAS ACCESORIAS (B430E Mark II) | 72 |
| J. Mecanismo de la cortadura de hiros | 31 | Sp2. LISTA DE PIEZAS ACCESORIAS (B431E Mark II, B432E Mark II) | 74 |
| K. Mecanismo del limpiador de hilo | 35 | Sp3. LISTA DE PIEZAS ACCESORIAS (B433E Mark II) | 76 |
| L. Mecanismo de tirahilos | 35 | Ga1. Lista d'ePiezas de calibradores (B430E Mark II) | 78 |
| M. Mecanismo de la mordaza para hilo | 37 | Ga2. Lista d'ePiezas de calibradores (B433E Mark II) | 80 |
| N. Sincronizador | 39 | Ga3. Lista d'ePiezas de calibradores | 81 |
| P. Tableros de circuitos impresos | 39 | Wa. Etiquetas de advertencia | 82 |
| | | Indice | 83 |



A. 主体関係 / Machine body / Maschinengehäuse / Corps de la machine / Cuerpo de la máquina

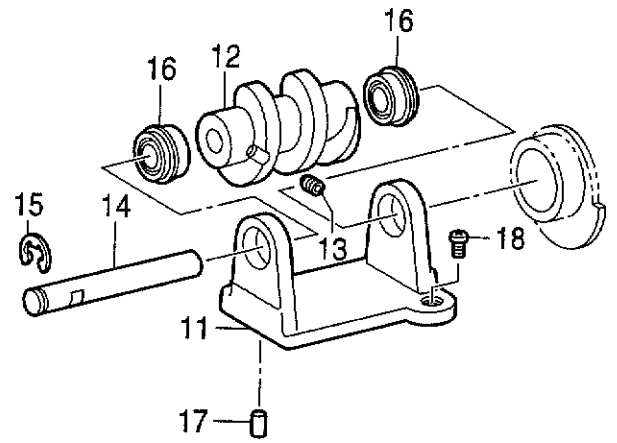
| REF.NO. | CODE | Q'TY | 品名 | NAME OF PARTS | RM |
|---------|-----------|------|---|--|----|
| 4 | 104450109 | 6 | ゴムセン8 | RUBBER CAP, 8 | |
| 5 | 140392009 | 1 | オイルフタ | OIL CAP | |
| 6 | 117934009 | 1 | ゴムセン13.5 | RUBBER CAP, 13.5 | |
| 7 | 140392009 | 2 | オイルフタ | OIL CAP | |
| 10 | 104450109 | 2 | ゴムセン8 | RUBBER CAP, 8 | |
| 11 | 104449009 | 1 | ゴムセン15.5 | RUBBER CAP, 15.5 | |
| 12 | S37915009 | 1 | ベツトカバーR | BED COVER, R | |
| 13 | S37916109 | 1 | ベツトカバーL | BED COVER, L | |
| 14 | 106629002 | 8 | シメネジ4.37 | SCREW, SM4.37 | |
| 15 | 107093002 | 2 | シメネジ4.37 | SCREW, SM4.37 | |
| 16 | S23337009 | 1 | ゴムセン18.5 | RUBBER CAP, 18.5 | |
| 17-1 | S49960009 | 1 | < B430E,B431E,B432E用 > メンイタクミ | < For B430E, B431E & B432E > FACE PLATE ASSY | |
| 17-1-1 | S49961009 | 1 | メンイタ | FACE PLATE | |
| 17-1-2 | S49962000 | 1 | メンイタパツキン | PACKING | |
| 17-1-3 | 117934009 | 1 | ゴムセン13.5 | RUBBER CAP, 13.5 | |
| 17-2 | S51457009 | 1 | < B433E用 > メンイタ433Eクミ | < For B433E > FACE PLATE ASSY, ;433E | |
| 17-2-1 | S51458009 | 1 | メンイタ433E | FACE PLATE, ;433E | |
| 17-2-2 | S49962000 | 1 | メンイタパツキン | PACKING | |
| 17-2-3 | 117934009 | 1 | ゴムセン13.5 | RUBBER CAP, 13.5 | |
| 18 | 060670812 | 3 | バインド357-40X8 | SCREW, BIND SM3.57-40X8 | |
| 22-1 | 152842059 | 1 | < B430E,B431E,B433E, B432E輸出用 > オオカマカバークミ | < For B430E,B431E,B433E & Export of B432E > SHUTTLE RACE COVER ASSY | |
| 22-2 | S49681009 | 1 | < B432E国内用 > オオカマカバークミC | < For Japan only of B432E > SHUTTLE RACE COVER ASSY, C | |
| 23 | 145480101 | 2 | ダンネジ6.35 | SHOULDER SCREW, SM6.35 | |
| 24 | 109239002 | 2 | ナミバネザガネ | WASHER, WAVE SPRING | |
| 25 | S37920009 | 1 | テンピンカバー | THREAD TAKE-UP COVER | |
| 26 | 062680612 | 1 | ナベコ4.37-40X6 | SCREW, PAN SM4.37-40X6 | |
| 28 | S20164009 | 1 | ゴムセン13 | RUBBER CAP, 13 | |
| 29 | 150592009 | 2 | ゴムセン16 | RUBBER CAP, 16 | |
| 30 | 104821009 | 1 | ゴムセン10.5 | RUBBER CAP, 10.5 | |
| 31 | S44010009 | 1 | ゴムセン11.5 | RUBBER CAP, 11.5 | |
| 33 | S42227009 | 1 | グロメツトMG-3 | RUBBER CAP, MG-3 | |
| 200 | S49999101 | 1 | < B431E,B432E,B433E用 > フィンガーガード | < For B431E,B432E & B433E > FINGER GUARD | |
| 201 | 011679312 | 2 | トメネジ3.57ヒラ | SET SCREW, (FT) SM3.57 | |
| 920 | S44629001 | 1 | Eマーク | LABEL, E | |

B. 上軸・針棒関係 / Upper shaft and needle bar mechanism / Obere Welle und Nadelstangenvorrichtung / Mécanisme de arbre supérieur et barra à aiguille / Mecanismo del eje superior y la barra de aguja

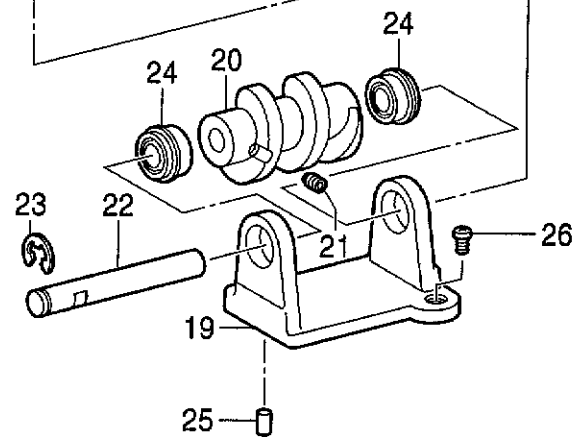
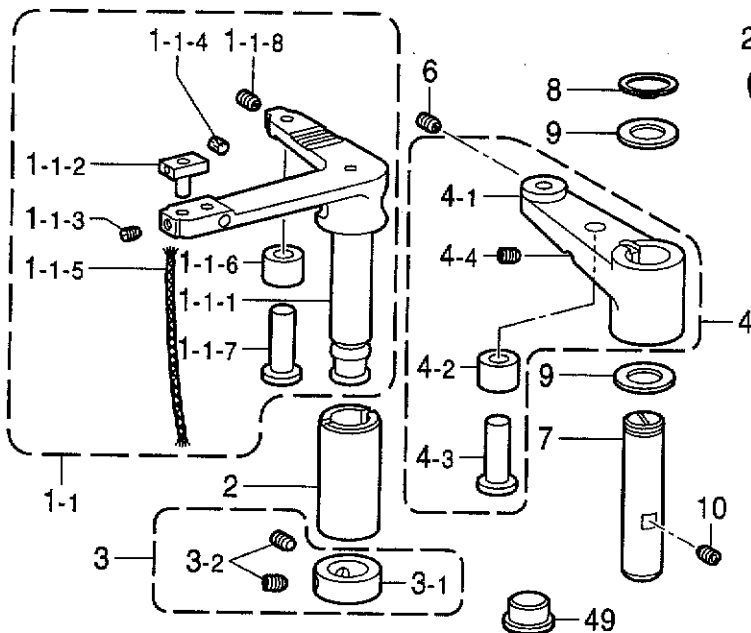
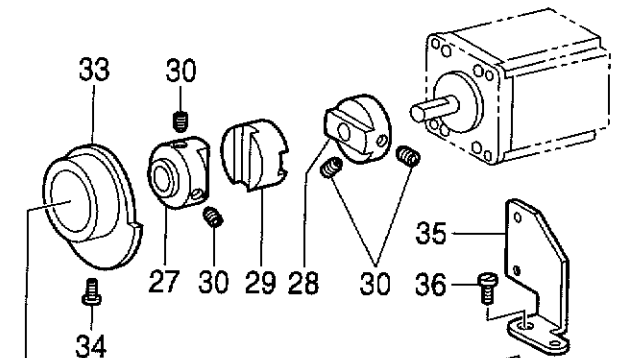
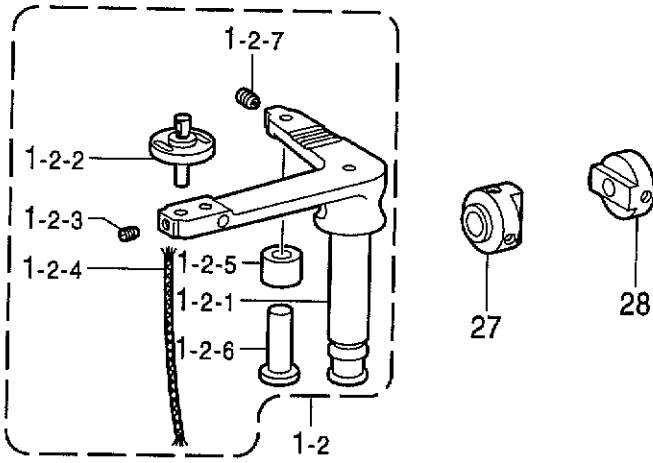


B. 上軸・針棒関係 / Upper shaft and needle bar mechanism / Obere Welle und Nadelstangenvorrichtung /
 Mécanisme de arbre supérieur et barra à aiguille / Mecanismo del eje superior y la barra de aguja

| REF.NO. | CODE | Q'TY | ヒンメイ | NAME OF PARTS | RM |
|---------|-----------|------|----------------|-------------------------------|----|
| 1 | S49688001 | 1 | ウワジク | UPPER SHAFT | |
| 2 | S45147101 | 1 | クランクロッドクミ | CRANK ROD ASSY | |
| 2-1 | 144712001 | 2 | シメネジ4.76 | SCREW, SM4.76 | |
| 3 | S49582001 | 1 | ウワジクメタルF | BUSH, F ;U-SHAFT | |
| 4 | S49583001 | 1 | スラストザガネ | WASHER, THRUST | |
| 5 | 014780622 | 1 | アナトメネジ6.35クボミ | SET SCREW, SOCKET (CP) SM6.35 | |
| 6 | 140726000 | 1 | ウワジクメタルM | BUSH, M ;U-SHAFT | |
| 7 | 072630260 | 2 | ベアリング6302VV | BALL BEARING, 6302VV | |
| 8 | 116920001 | 1 | オクリジクスラストリング | RING, THRUST | |
| 9 | 048150142 | 1 | トメワジクヨウC15 | RETAINING RING, EXTERNAL C15 | |
| 10 | S49686001 | 1 | プーリCクミ | PULLEY ASSY, C | |
| 11 | S33689002 | 2 | アタマトメクボミ595-14 | SET SCREW, (CP) SM5.95-28X14 | |
| 12 | S49584000 | 1 | ツリアイクランクD | THREAD TAKE-UP CRANK, D | |
| 13 | 100250001 | 1 | シメネジ7.14 | SCREW, SM7.14 | |
| 14 | 014770622 | 2 | アナトメネジ6.35クボミ | SET SCREW, SOCKET (CP) SM6.35 | |
| 15 | 123006001 | 1 | トメネジ6.35クボミ | SET SCREW, (CP) SM6.35 | |
| 16 | S49585001 | 1 | ハリボウレンカンクミ | THREAD TAKE-UP LEVER ASSY | |
| 16-1 | S49587001 | 1 | テンビンササエ | THREAD TAKE-UP SUPPORT | |
| 16-2 | S49588001 | 1 | テンビンドウ | THREAD TAKE-UP LEVER | |
| 16-3 | S47091001 | 1 | テンビンササエジク | SUPPORT SHAFT, ;T/TAKE-UP | |
| 16-4 | S49589001 | 1 | ハリボウクランク | NEEDLE BAR CRANK | |
| 16-5 | 145465001 | 1 | シメネジ3.57L | SCREW, SM3.57 L | |
| 16-6 | S49689001 | 1 | ハリボウレンカン | CONNECTING ROD, ;N-BAR | |
| 16-7 | S37926101 | 1 | ハリボウダキ | NEEDLE BAR CLAMP | |
| 16-8 | 062680812 | 1 | ナベコ437-40X8 | SCREW, PAN SM4.37-40X8 | |
| 16-9 | 147777000 | 2 | ニードルベアリング | NEEDLE BEARING | |
| 17 | 014780622 | 1 | アナトメネジ6.35クボミ | SET SCREW, SOCKET (CP) SM6.35 | |
| 18 | 102630001 | 1 | ハリボウアンナイカクコマ | SLIDE BLOCK, ;N-BAR GUIDE | |
| 19 | S49593000 | 1 | ハリボウアンナイ | NEEDLE BAR GUIDE | |
| 20 | 100242003 | 2 | シメネジ3.57 | SCREW, SM3.57-40X5 | |
| 21 | 155578000 | 2 | ゴムセン7.2 | RUBBER CAP, 7.2 | |
| 22 | 152240101 | 1 | ハリボウA | NEEDLE BAR, A | |
| 23 | 144458001 | 1 | アタマツキトメネジ3.57 | SET SCREW, SM3.57-40X4.5 | |
| 24 | 152242001 | 1 | ハリボウメタルU | BUSH, U ;N-BAR | |
| 25 | 152243001 | 1 | ハリボウメタルD | BUSH, D ;N-BAR | |
| 26 | ※ | 1 | ミシンハリ | NEEDLE | |



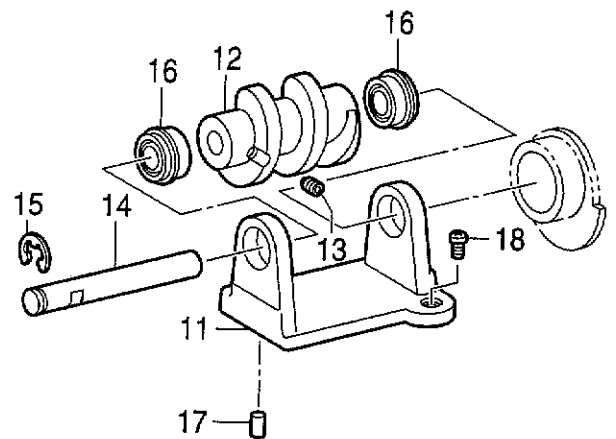
< B433E用 / For B433E >



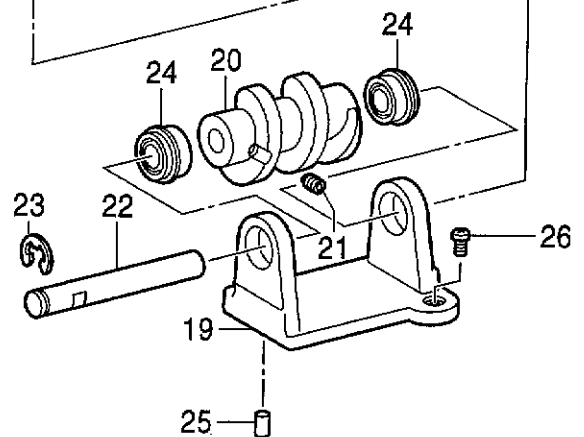
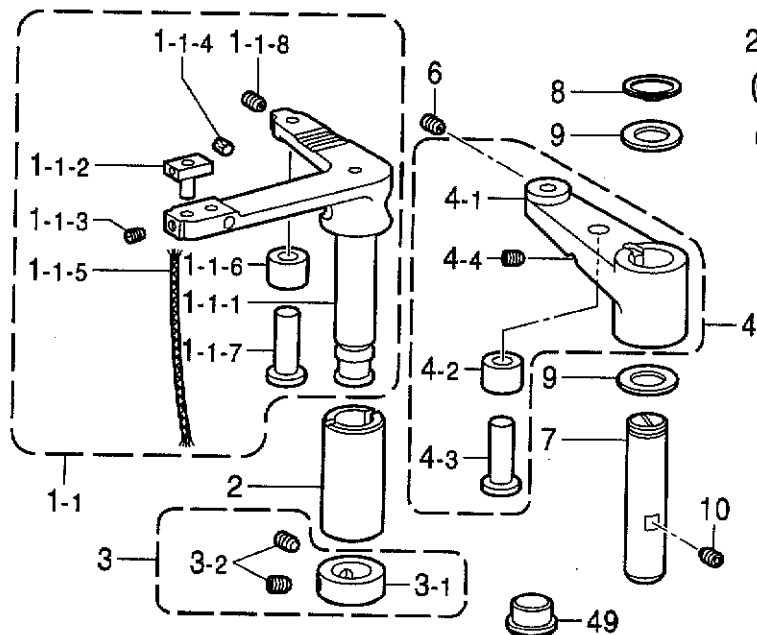
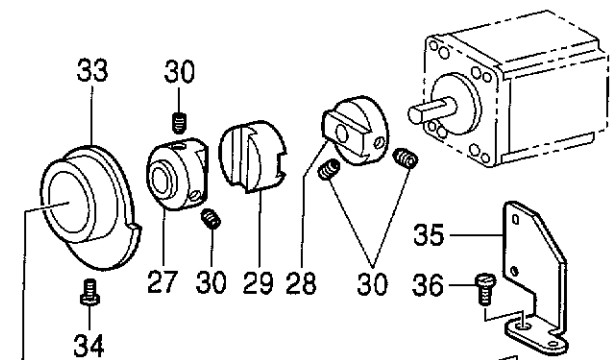
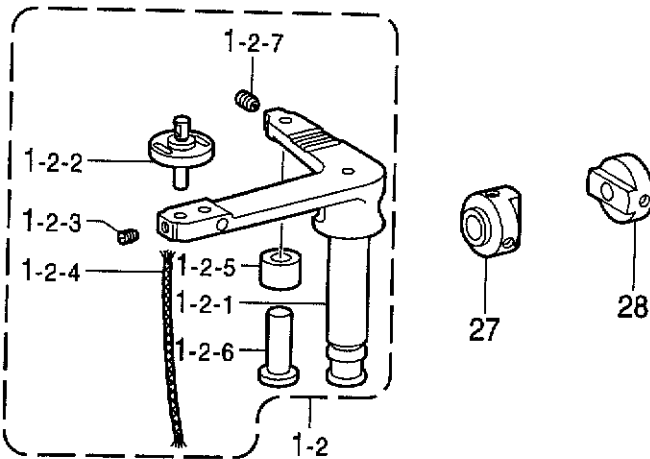
C1. 送り関係 / Feed mechanism / Transportvorrichtung / Mécanisme de l'entraînement / Mecanismo de la alimentación

| REF.NO. | CODE | Q'TY | ヒンメイ | NAME OF PARTS | RM |
|---------|-----------|------|-------------------------------------|--|----|
| | | | < B430E,B431E,B432E用 > | < For B430E,B431E & B432E > | |
| 1-1 | S37930101 | 1 | Xオクリレバークミ | X-FEED LEVER ASSY | |
| 1-1-1 | S37931001 | 1 | Xオクリレバー | X-FEED LEVER | |
| 1-1-2 | 153041001 | 1 | ヨコオクリカクゴマクミ | SLIDE BLOCK ASSY, ;T-LENGTH | |
| 1-1-3 | 151602002 | 1 | トメネジ4.37 | SET SCREW, SM4.37-40X6 | |
| 1-1-4 | 153924001 | 1 | フェルト | FELT | |
| 1-1-5 | 108802001 | 1 | クミヒモ4X4 | WICK, 4X4 L = 250 | |
| 1-1-6 | S37932101 | 1 | オクリカムコロ | FEED CAM ROLLER | |
| 1-1-7 | S37933001 | 1 | コロジク | ROLLER SHAFT | |
| 1-1-8 | 014760622 | 1 | アナトメネジ5.95 | SET SCREW, SOCKET SM5.95 | |
| | | | < B433E用 > | < For B433E > | |
| 1-2 | S53113001 | 1 | Xオクリレバー433クミ | X-FEED LEVER ASSY, ;433 | |
| 1-2-1 | S37931001 | 1 | Xオクリレバー | X-FEED LEVER | |
| 1-2-2 | S53114001 | 1 | オクリダイアンナイジククミ | GUIDE SHAFT ASSY, ;F-BRACKET | |
| 1-2-3 | 151602002 | 1 | トメネジ4.37 | SET SCREW, SM4.37-40X6 | |
| 1-2-4 | 108802001 | 1 | クミヒモ4X4 | WICK, 4X4 L = 250 | |
| 1-2-5 | S37932101 | 1 | オクリカムコロ | FEED CAM ROLLER | |
| 1-2-6 | S37933001 | 1 | コロジク | ROLLER SHAFT | |
| 1-2-7 | 014760622 | 1 | アナトメネジ5.95 | SET SCREW, SOCKET SM5.95 | |
| 2 | S37934001 | 1 | Xオクリレバーメタル | BUSH, ;X-FEED LEVER | |
| 3 | 183493001 | 1 | オクリジクセットカラークミ | SET SCREW COLLAR ASSY | |
| 3-1 | S09212001 | 1 | セットカラー | SET SCREW COLLAR | |
| 3-2 | 101706001 | 2 | トメネジ6.35 | SET SCREW, SM6.35-40X5.5 | |
| 4 | S37935101 | 1 | Yオクリレバークミ | Y-FEED LEVER ASSY | |
| 4-1 | S37936101 | 1 | Yオクリレバー | Y-FEED LEVER | |
| 4-2 | S37932101 | 1 | オクリカムコロ | FEED CAM ROLLER | |
| 4-3 | S37933001 | 1 | コロジク | ROLLER SHAFT | |
| 4-4 | 014760622 | 1 | アナトメネジ5.95 | SET SCREW, SOCKET SM5.95 | |
| 6 | 014760622 | 1 | アナトメネジ5.95 | SET SCREW, SOCKET SM5.95 | |
| 7 | 152760051 | 1 | タテオクリレバージク | VERTICAL FEEDING LEVER SHAFT | |
| 8 | 048180142 | 1 | トメワジクヨウC18 | RETAINING RING, EXTERNAL C18 | |
| 9 | 152756001 | 2 | スラストザガネ18 | WASHER, THRUST 18 | |
| 10 | 014760622 | 1 | アナトメネジ5.95 | SET SCREW, SOCKET SM5.95 | |
| 11 | S37937001 | 1 | オクリカムブラケット | FEED CAM BRACKET | |
| 12 | S37938001 | 1 | オクリカムX | FEED CAM, X | |
| 13 | 014760622 | 2 | アナトメネジ5.95 | SET SCREW, SOCKET SM5.95 | |
| 14 | S37939001 | 1 | カムジク | CAM SHAFT | |
| 15 | 048060342 | 1 | トメワE6 | RETAINING RING, E6 | |
| 16 | 070688850 | 2 | タマジクウケ688ZZNR | BALL BEARING, 688ZZNR | |
| 17 | S37940001 | 2 | イチギメピン | POSITIONING PIN | |
| 18 | 062681012 | 2 | ナベコ437-40X10 | SCREW, PAN SM4.37-40X10 | |
| 19 | S37937001 | 1 | オクリカムブラケット | FEED CAM BRACKET | |
| 20 | S37941001 | 1 | オクリカムY | FEED CAM, Y | |
| 21 | 014760622 | 2 | アナトメネジ5.95 | SET SCREW, SOCKET SM5.95 | |
| 22 | S37939001 | 1 | カムジク | CAM SHAFT | |
| 23 | 048060342 | 1 | トメワE6 | RETAINING RING, E6 | |
| 24 | 070688850 | 2 | タマジクウケ688ZZNR | BALL BEARING, 688ZZNR | |
| 25 | S37940001 | 2 | イチギメピン | POSITIONING PIN | |
| 26 | 062681012 | 2 | ナベコ437-40X10 | SCREW, PAN SM4.37-40X10 | |
| | | | < B430E,B431E,B432E用 > | < For B430E,B431E & B432E > | |
| 27 | S37942000 | 2 | カツプリングハブ8 | COUPLING HUB, 8 | |
| 28 | S37943000 | 2 | カツプリングハブ6.35 | COUPLING HUB, 6.35 | |

C1 . 送り関係 / Feed mechanism / Transportvorrichtung / Mécanisme de l'entraînement / Mecanismo de la alimentación

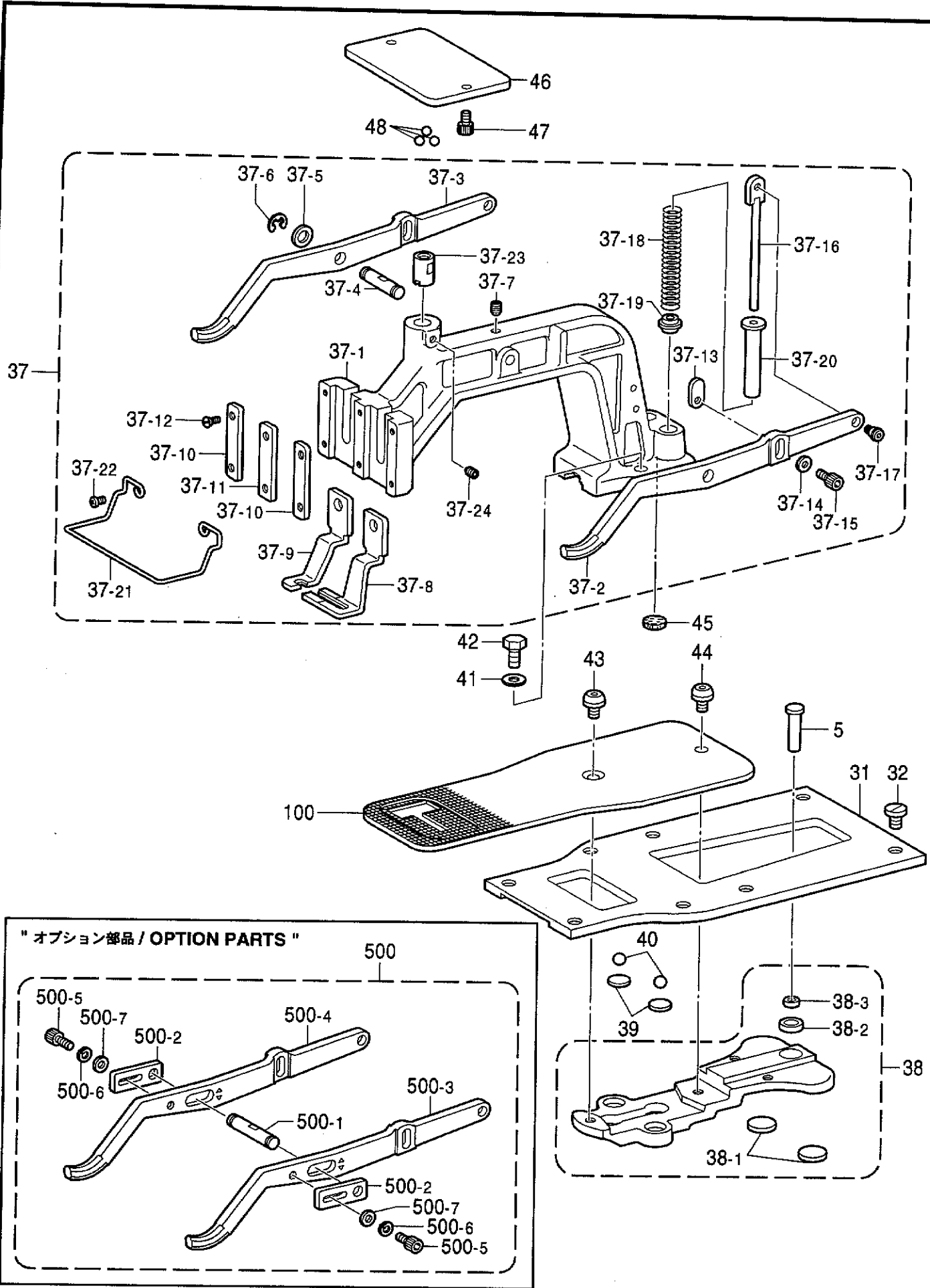


< B433E用 / For B433E >

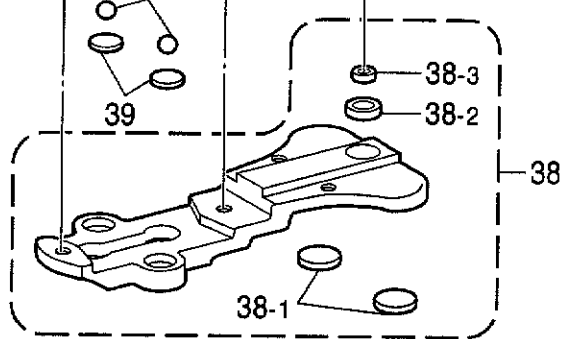
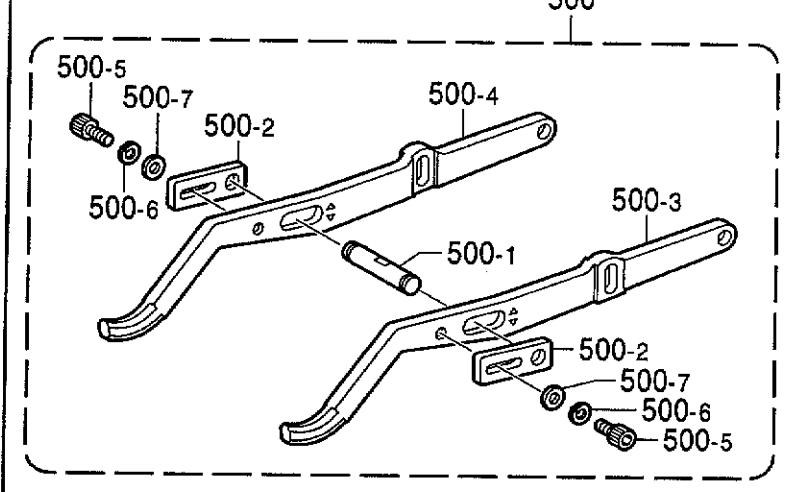


C1. 送り関係 / Feed mechanism / Transportvorrichtung / Mécanisme de l'entraînement /
Mecanismo de la alimentación

| REF.NO. | CODE | Q'TY | ヒンメイ | NAME OF PARTS | RM |
|---------|-----------|------|-----------------------|--------------------------------|----|
| 27 | S37942000 | 4 | <B433E用> カップリングハブ8 | <For B433E> COUPLING HUB, 8 | |
| 29 | S37944000 | 2 | カップリングスペーサ | SPACER, COUPLING | |
| 30 | 014760622 | 8 | アナトメネジ5.95 | SET SCREW, SOCKET SM5.95 | |
| 33 | S49590001 | 2 | オクリゲンテンドグ | HOME POSITION DOG | |
| 34 | 060300512 | 2 | バインドM3X5 | SCREW, BIND M3X5 | |
| 35 | S49683001 | 2 | ゲンテンセンサートリツケイタ | SETTING PLATE, ;H-SENSOR | |
| 36 | 062680612 | 2 | ナベコ4.37-40X6 | SCREW, PAN SM4.37-40X6 | |
| 49 | S23337009 | 1 | ゴムセン18.5 | RUBBER CAP, 18.5 | |



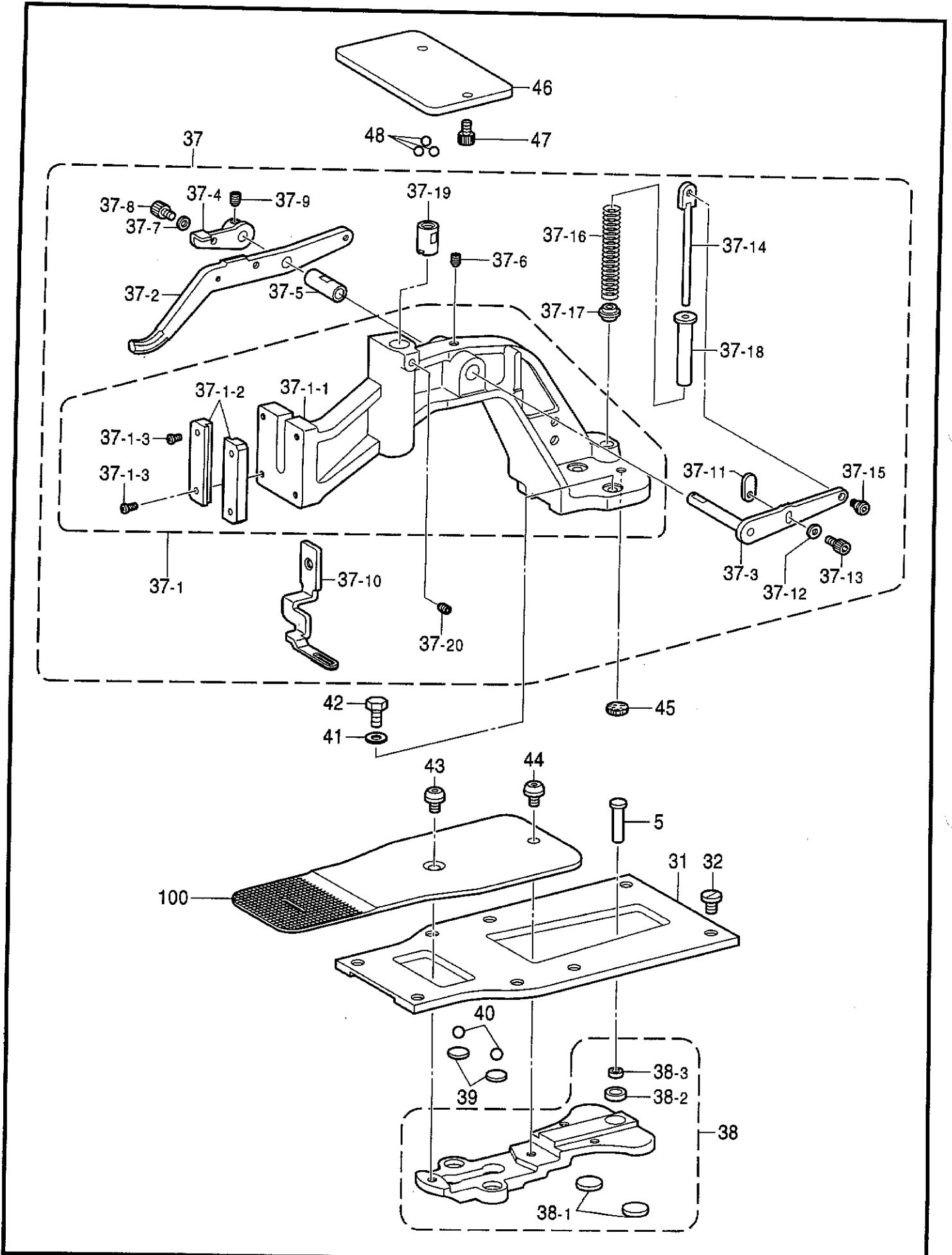
" オプション部品 / OPTION PARTS "



C2. 送り関係 (B430E Mark II) / Feed mechanism (B430E Mark II) / Transportvorrichtung (B430E Mark II) /
 Mécanisme de l'entraînement (B430E Mark II) / Mecanismo de la alimentación (B430E Mark II)

| REF.NO. | CODE | Q'TY | ヒンメイ | NAME OF PARTS | RM |
|---------|-----------|------|-------------------------------|--|----|
| 5 | 152759001 | 1 | タテオクリジク | TACK WIDTH FEED SHAFT | |
| 31 | S37945051 | 1 | オクリダイアンナイイタ | FEED BAR GUIDE PLATE | |
| 32 | 145318001 | 8 | シメネジ4.37 | SCREW, SM4.37 | |
| 37 | ※ | 1 | オサエウデクミ | WORK CLAMP ARM ASSY | |
| 37-1 | S49592000 | 1 | オサエウデ | WORK CLAMP ARM | |
| 37-2 | S37949001 | 1 | オサエウデレバーR | LEVER, R ;W-CLAMP | |
| 37-3 | S37950001 | 1 | オサエウデレバーL | LEVER, L ;W-CLAMP | |
| 37-4 | S34839001 | 1 | オサエウデレバージク | LEVER SHAFT | |
| 37-5 | 116629001 | 2 | ザガネ | WASHER | |
| 37-6 | 048050342 | 2 | トメワE5 | RETAINING RING, E5 | |
| 37-7 | 014760622 | 1 | アナトメネジ5.95 | SET SCREW, SOCKET SM5.95 | |
| 37-8 | ※ | 1 | オサエアシR | WORK CLAMP, U-R | |
| 37-9 | ※ | 1 | オサエアシL | WORK CLAMP, U-L | |
| 37-10 | 152783001 | 2 | オサエアシオサエイタA | WORK CLAMP GUIDE BRACKET, A | |
| 37-11 | 152784001 | 1 | オサエアシオサエイタB | WORK CLAMP GUIDE BRACKET, B | |
| 37-12 | 107038003 | 4 | サラネジ3.57 | SCREW, FLAT SM3.57 | |
| 37-13 | S37951101 | 2 | オサエウデレバーイタ | PLATE | |
| 37-14 | 146354001 | 2 | ザガネ | WASHER, PLAIN 5 | |
| 37-15 | 018500822 | 2 | アナボルト5X8 | BOLT, SOCKET M5X8 | |
| 37-16 | 153570001 | 2 | オサエバネアンナイロッド | SPRING GUIDE ROD | |
| 37-17 | 145478101 | 2 | ダンネジ4.76 | SHOULDER SCREW, SOCKET SM4.76 | |
| 37-18 | S48646001 | 2 | オサエバネD | SPRING, D COMPRESSION | |
| 37-19 | 152788000 | 2 | オサエバネカンザ | SPACER | |
| 37-20 | 153567000 | 2 | オサエバネカラー | COLLAR | |
| 37-21 | 156495101 | 1 | フィンガーガード | FINGER GUARD | |
| 37-22 | 062671012 | 2 | ナベコ357-40X10 | SCREW, PAN SM3.57-40X10 | |
| 37-23 | S49595001 | 1 | オサエウデササエジク | SUPPORT SHAFT, W-CLAMP | |
| 37-24 | 014760622 | 1 | アナトメネジ5.95 | SET SCREW, SOCKET SM5.95 | |
| 38 | 152769101 | 1 | オクリダイクミ | FEED BRACKET ASSY | |
| 38-1 | 152771000 | 2 | オクリダイカンザ | WASHER | |
| 38-2 | 152773000 | 1 | キユウメンブツシユメタル | BUSH | |
| 38-3 | 141331001 | 1 | キユウメンブシユ | BUSH | |
| 39 | 152772001 | 2 | カンザ | SPACER | |
| 40 | 071047650 | 2 | コウキユウ3/16 | BEARING BALL, 3/16 | |
| 41 | 025060232 | 2 | ヒラザガネチユウ6 | WASHER, PLAIN M 6 | |
| 42 | 017761412 | 2 | ボルト5.95X14 | BOLT, SM5.95X14 | |
| 43 | S49955001 | 1 | オクリイタシメネジ | SCREW, W/SOCKET SM4.37 | |
| 44 | 153057101 | 1 | オクリイタシメネジ | SCREW, W/SOCKET SM4.37 | |
| 45 | 153035000 | 1 | オサエウデフェルト | FELT | |
| 46 | S49601001 | 1 | オサエウデササエイタ | SUPPORT PLATE | |
| 47 | 018400822 | 2 | アナボルト4X8 | BOLT, SOCKET M4X8 | |
| 48 | 071039750 | 3 | コウキユウ5/32 | BEARING BALL, 5/32 | |
| 100 | ※ | 1 | オクリイタ | FEED PLATE | |
| 500 | S41328001 | 1 | “ オプション部品 ” オサエクイツクチエンジセット | “ OPTION PARTS ” WORK CLAMP SET, QC | |
| 500-1 | S41324001 | 1 | QCオサエウデレバージク | WORK CLAMP ARM LEVER SHAFT | |
| 500-2 | S41325001 | 2 | QCレバージクササエ | WORK CLAMP LEVER SUPPORT | |
| 500-3 | S41326001 | 1 | QCオサエウデレバーR | WORK CLAMP ARM LEVER, R | |
| 500-4 | S41327001 | 1 | QCオサエウデレバーL | WORK CLAMP ARM LEVER, L | |
| 500-5 | 018501022 | 2 | アナボルト5X10 | BOLT, SOCKET M5X10 | |
| 500-6 | 028050242 | 2 | バネザガネ2-5 | WASHER, SPRING 2-5 | |
| 500-7 | 025050232 | 2 | ヒラザガネチユウ5 | WASHER, PLAIN M 5 | |

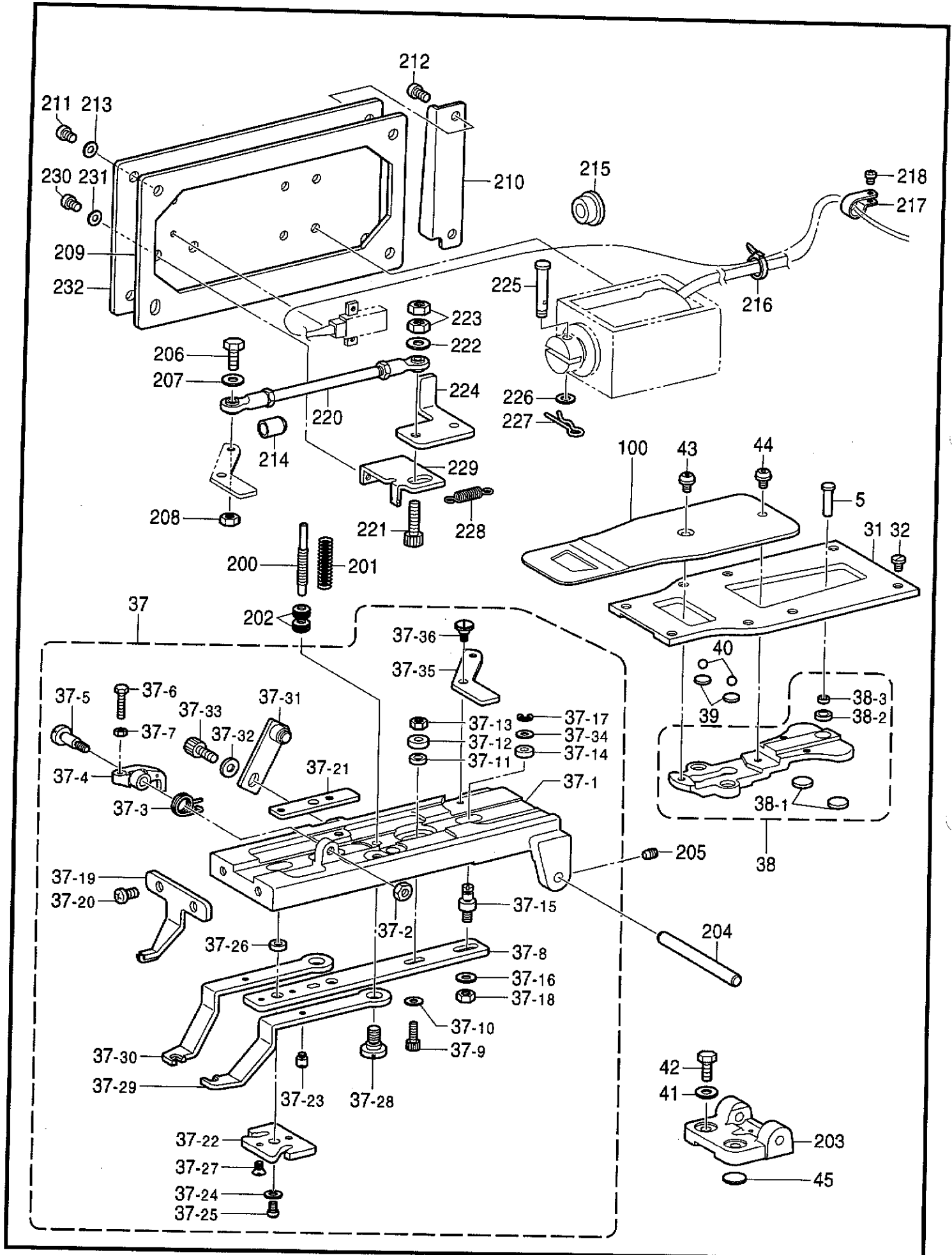
C3. 送り関係 (B431E Mark II) / Feed mechanism (B431E Mark II) / Transportvorrichtung (B431E Mark II) / Mécanisme de l'entraînement (B431E Mark II) / Mecanismo de la alimentación (B431E Mark II)



C3. 送り関係 (B431E Mark II) / Feed mechanism (B431E Mark II) / Transportvorrichtung (B431E Mark II) /
 Mécanisme de l'entraînement (B431E Mark II) / Mecanismo de la alimentación (B431E Mark II)

| REF.NO. | CODE | Q'TY | ヒンメイ | NAME OF PARTS | RM |
|---------|-----------|------|----------------|-------------------------------|----|
| 5 | 152759001 | 1 | タテオクリジク | TACK WIDTH FEED SHAFT | |
| 31 | S37945051 | 1 | オクリダイアンナイイタ | FEED BAR GUIDE PLATE | |
| 32 | 145318001 | 8 | シメネジ4.37 | SCREW, SM4.37 | |
| 37 | ※ | 1 | オサエウデクミ431 | WORK CLAMP ASSY, 431 | |
| 37-1 | S51849001 | 1 | オサエウデクミコ | WORK CLAMP ASSY | |
| 37-1-1 | 159825100 | 1 | オサエウデ431 | WORK CLAMP, 431 | |
| 37-1-2 | 159827001 | 2 | オサエアシオサエイタB | WORK CLAMP GUIDE BRACKET, B | |
| 37-1-3 | 062671212 | 4 | ナベコ357-40X12 | SCREW, PAN SM3.57-40X12 | |
| 37-2 | 154413001 | 1 | オサエウデレバーA | LEVER, A ;W-CLAMP | |
| 37-3 | S41230001 | 1 | オサエウデレバーB | LEVER, B ;W-CLAMP | |
| 37-4 | 154415001 | 1 | オサエウデレバーC | LEVER, C ;W-CLAMP | |
| 37-5 | 153944001 | 1 | レバージクメタル | LEVER SHAFT BUSH | |
| 37-6 | 014760622 | 1 | アナトメネジ5.95 | SET SCREW, SOCKET SM5.95 | |
| 37-7 | 140407002 | 1 | ザガネ | WASHER | |
| 37-8 | 018500822 | 1 | アナボルト5X8 | BOLT, SOCKET M5X8 | |
| 37-9 | 014770622 | 2 | アナトメネジ6.35クボミ | SET SCREW, SOCKET (CP) SM6.35 | |
| 37-10 | ※ | 1 | オサエアシ431 | WORK CLAMP, ;431 | |
| 37-11 | S37951101 | 1 | オサエウデレバーイタ | PLATE | |
| 37-12 | 140407002 | 1 | ザガネ | WASHER | |
| 37-13 | 018500822 | 1 | アナボルト5X8 | BOLT, SOCKET M5X8 | |
| 37-14 | 159828001 | 1 | オサエバネアンナイロツドB | SPRING GUIDE ROD, B | |
| 37-15 | 145478101 | 1 | ダンネジ4.76 | SHOULDER SCREW, SOCKET SM4.76 | |
| 37-16 | 153569001 | 1 | オサエバネB | SPRING, B COMPRESSION | |
| 37-17 | 152788000 | 1 | オサエバネカンザ | SPACER | |
| 37-18 | 153567000 | 1 | オサエバネカラー | COLLAR | |
| 37-19 | S49595001 | 1 | オサエウデササエジク | SUPPORT SHAFT, W-CLAMP | |
| 37-20 | 014760622 | 1 | アナトメネジ5.95 | SET SCREW, SOCKET SM5.95 | |
| 38 | 152769101 | 1 | オクリダイクミ | FEED BRACKET ASSY | |
| 38-1 | 152771000 | 2 | オクリダイカンザ | WASHER | |
| 38-2 | 152773000 | 1 | キユウメンブツシユメタル | BUSH | |
| 38-3 | 141331001 | 1 | キユウメンブシユ | BUSH | |
| 39 | 152772001 | 2 | カンザ | SPACER | |
| 40 | 071047650 | 2 | コウキユウ3/16 | BEARING BALL, 3/16 | |
| 41 | 025060232 | 2 | ヒラザガネチユウ6 | WASHER, PLAIN M 6 | |
| 42 | 017761412 | 2 | ボルト5.95X14 | BOLT, SM5.95X14 | |
| 43 | S49955001 | 1 | オクリイタシメネジ | SCREW, W/SOCKET SM4.37 | |
| 44 | 153057101 | 1 | オクリイタシメネジ | SCREW, W/SOCKET SM4.37 | |
| 45 | 153035000 | 1 | オサエウデフェルト | FELT | |
| 46 | S51088001 | 1 | オサエウデササエイタ431E | SUPPORT PLATE | |
| 47 | 018400822 | 2 | アナボルト4X8 | BOLT, SOCKET M4X8 | |
| 48 | 071039750 | 3 | コウキユウ5/32 | BEARING BALL, 5/32 | |
| 100 | ※ | 1 | オクリイタ431 | FEED PLATE, 431 | |

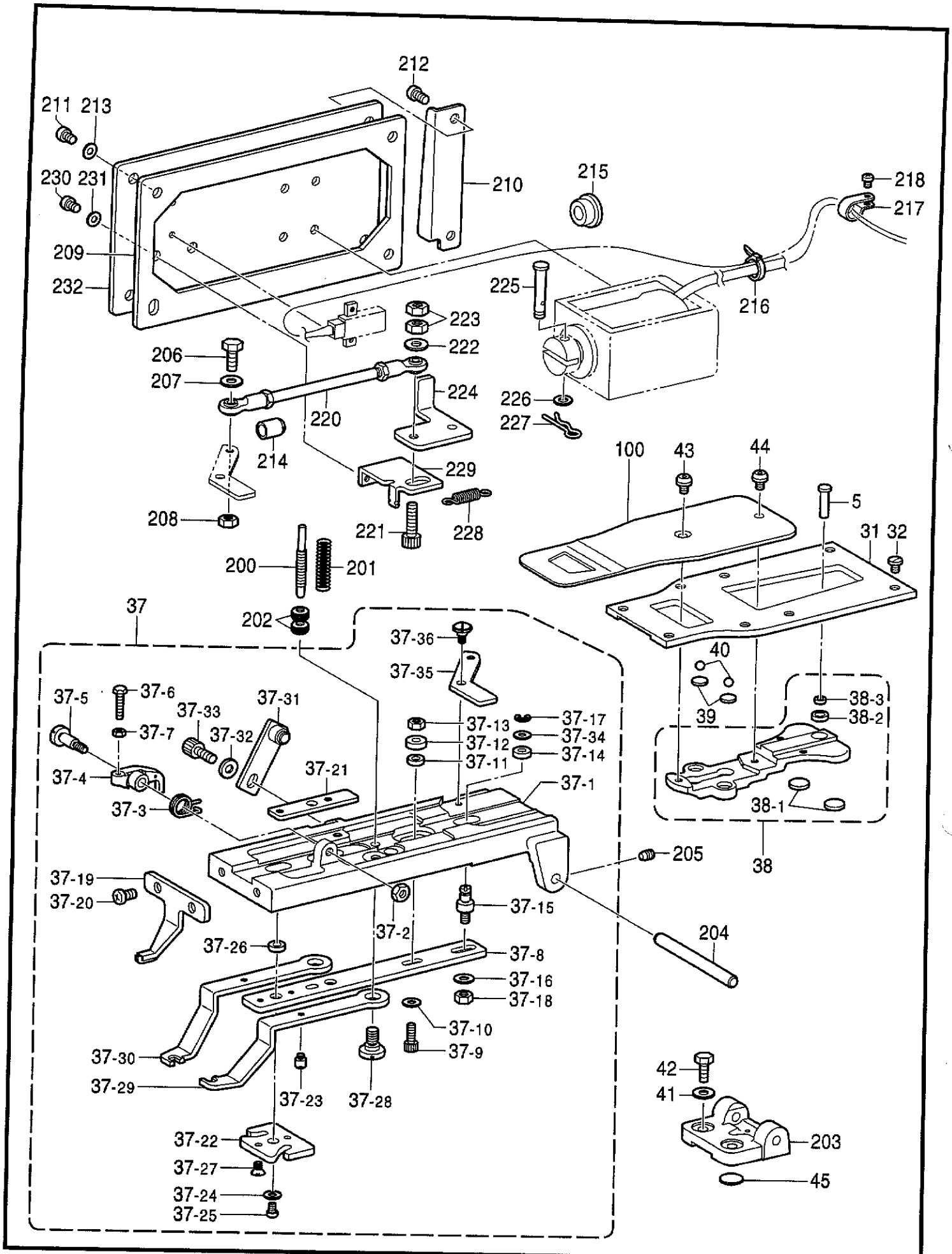
C4. 送り関係 (B432E MarkII) / Feed mechanism (B432E MarkII) / Transportvorrichtung (B432E MarkII) / Mécanisme de l'entraînement (B432E MarkII) / Mecanismo de la alimentación (B432E MarkII)



C4. 送り関係 (B432E Mark II) / Feed mechanism (B432E Mark II) / Transportvorrichtung (B432E Mark II) /
 Mécanisme de l'entraînement (B432E Mark II) / Mecanismo de la alimentación (B432E Mark II)

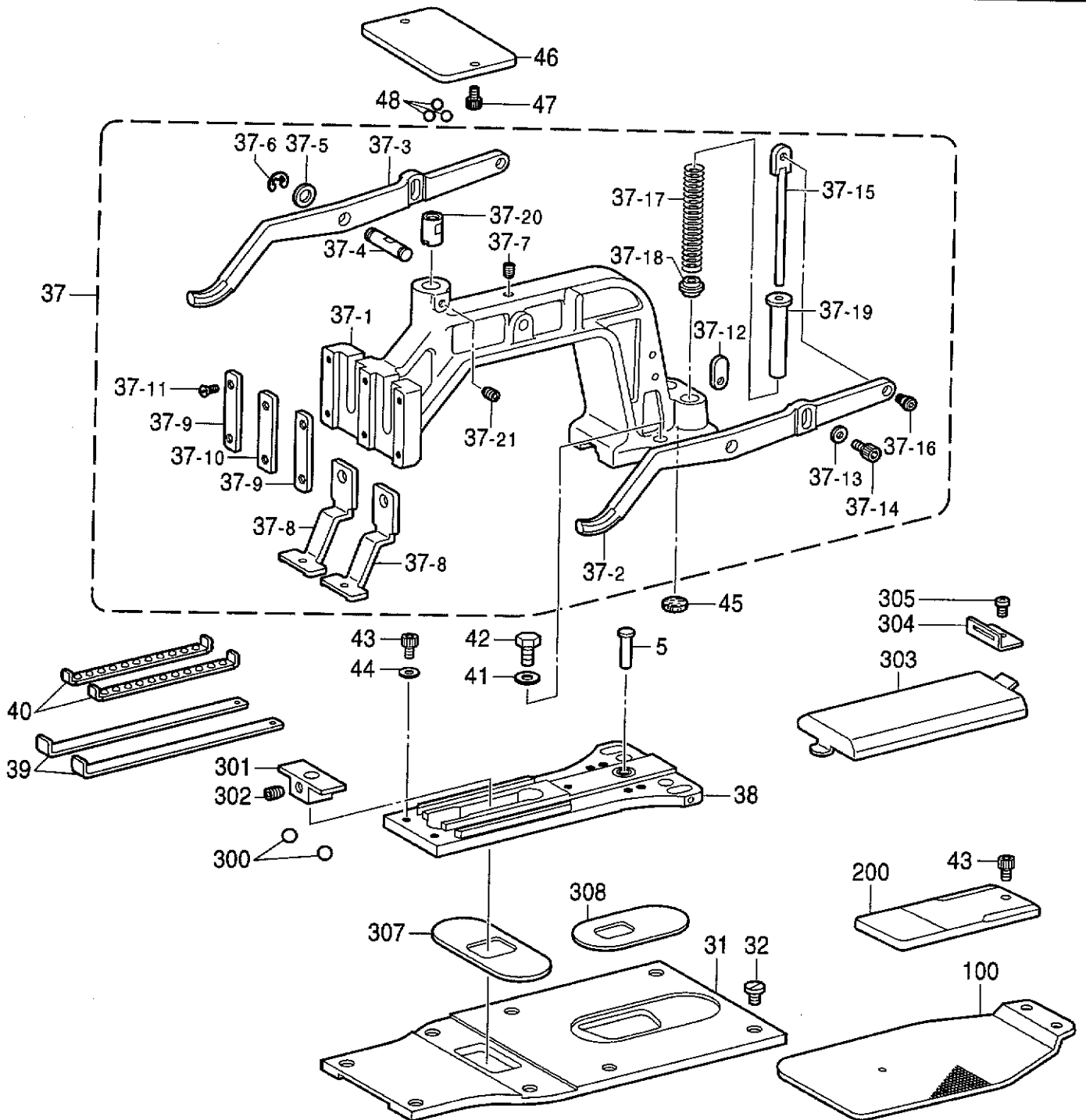
| REF.NO. | CODE | Q'TY | ヒンメイ | NAME OF PARTS | RM |
|---------|-----------|------|---------------|-------------------------------|----|
| 5 | 152759001 | 1 | タテオクリジク | TACK WIDTH FEED SHAFT | |
| 31 | S37945051 | 1 | オクリダイアンナイイタ | FEED BAR GUIDE PLATE | |
| 32 | 145318001 | 8 | シメネジ4.37 | SCREW, SM4.37 | |
| 37 | S41024100 | 1 | オサエウデクミZ32 | WORK CLAMP ARM ASSY, Z32 | |
| 37-1 | S41025100 | 1 | オサエフレームZ32 | FRAME, ;WORK CLAMP Z32 | |
| 37-2 | 150553001 | 1 | ナツト5.95 | NUT, SM5.95 | |
| 37-3 | 118258001 | 1 | ストツプレバーバネ | SPRING, TWIST | |
| 37-4 | 118256001 | 1 | ストツプレバー | STOP LEVER | |
| 37-5 | 118257001 | 1 | ダンネジ5.95 | STUD SCREW SM5.95 | |
| 37-6 | 118259001 | 1 | ボルト4.37 | BOLT, SM4.37 | |
| 37-7 | 021680202 | 1 | ナツト2シユ4.37 | NUT, 2 SM4.37 | |
| 37-8 | 155562101 | 1 | オサエヨセレンケツイタ | WORK CLAMP CARRIER PLATE | |
| 37-9 | 018401622 | 1 | アナボルト4X16 | BOLT, SOCKET M4X16 | |
| 37-10 | 025710232 | 1 | ヒラザガネチユウ4.76 | WASHER, PLAIN 4.76 | |
| 37-11 | 118247001 | 1 | カラー | COLLAR | |
| 37-12 | 156170001 | 1 | カラー | COLLAR | |
| 37-13 | 021400102 | 1 | ナツト1シユ4 | NUT, 1 M4 | |
| 37-14 | 155576001 | 1 | オサエヨセコロ | ROLLER | |
| 37-15 | 155577001 | 1 | コロジクツキネジ4.76 | SCREW SM4.76 | |
| 37-16 | 025710232 | 1 | ヒラザガネチユウ4.76 | WASHER, PLAIN 4.76 | |
| 37-17 | 048040342 | 1 | トメワE4 | RETAINING RING, E4 | |
| 37-18 | 021710212 | 1 | ナツト2シユ4.76 | NUT, 2 SM4.76 | |
| 37-19 | S41265001 | 1 | ボタンホールアンナイZ32 | BUTTON HOLE GUIDE, Z32 | |
| 37-20 | 062761012 | 2 | ナベコ595-28X10 | SCREW, PAN SM5.95-28X10 | |
| 37-21 | 118248001 | 1 | ストツプイチチヨウセツイタ | STOP POSITION ADJUSTING PLATE | |
| 37-22 | S41288001 | 1 | オサエアンナイイタZ32 | WORK CLAMP GUIDE PLATE, Z32 | |
| 37-23 | 118252001 | 2 | オサエアンナイネジ | SCREW | |
| 37-24 | 025710132 | 2 | ヒラザガネシヨウ4.76 | WASHER, PLAIN S 4.76 | |
| 37-25 | 062681212 | 2 | ナベコ437-40X12 | SCREW, PAN SM4.37-40X12 | |
| 37-26 | 118247001 | 2 | カラー | COLLAR | |
| 37-27 | 117143001 | 2 | サラネジ4.37 | SCREW, FLAT M4.37 | |
| 37-28 | 118244001 | 2 | ダンネジ5.95 | SHOULDER SCREW, SM5.95 | |
| 37-29 | 118249001 | 1 | オサエR | WORK CLAMP, R | |
| 37-30 | 118250001 | 1 | オサエL | WORK CLAMP, L | |
| 37-31 | S06533001 | 1 | オサエチヨウセツイタクミ | PRESSER ADJUST PLATE ASSY | |
| 37-32 | 025060232 | 1 | ヒラザガネチユウ6 | WASHER, PLAIN M 6 | |
| 37-33 | 018061022 | 1 | アナボルト6X10 | BOLT, SOCKET M6X10 | |
| 37-34 | 025710132 | 1 | ヒラザガネシヨウ4.76 | WASHER, PLAIN S 4.76 | |
| 37-35 | S41011001 | 1 | オサエヨセラバー | LEVER | |
| 37-36 | 123882001 | 1 | ダンネジ4.37 | SHOULDER SCREW, SM4.37 | |
| 38 | 152769101 | 1 | オクリダイクミ | FEED BRACKET ASSY | |
| 38-1 | 152771000 | 2 | オクリダイカンザ | WASHER | |
| 38-2 | 152773000 | 1 | キユウメンブツシユメタル | BUSH | |
| 38-3 | 141331001 | 1 | キユウメンブシユ | BUSH | |
| 39 | 152772001 | 2 | カンザ | SPACER | |
| 40 | 071047650 | 2 | コウキユウ3/16 | BEARING BALL, 3/16 | |
| 41 | 025060232 | 2 | ヒラザガネチユウ6 | WASHER, PLAIN M 6 | |
| 42 | 017761212 | 2 | ボルト5.95X12 | BOLT, SM5.95X12 | |
| 43 | S49955001 | 1 | オクリイタシメネジ | SCREW, W/SOCKET SM4.37 | |
| 44 | 153057101 | 1 | オクリイタシメネジ | SCREW, W/SOCKET SM4.37 | |
| 45 | 153035000 | 1 | オサエウデフェルト | FELT | |
| 100 | S51084001 | 1 | オクリイタ432 | FEED PLATE, 432 | |
| 200 | 155567001 | 1 | オサエバネチヨウセツネジ | ADJUSTING SCREW | |
| 201 | 115147001 | 1 | ボタンツカミオサエオシバネ | SPRING, COMPRESSION | |
| 202 | 146994001 | 2 | オサエバネチヨウシネジ | SCREW | |
| 203 | 153834001 | 1 | ボタンツカミホルダーササエ | HOLDER SUPPORT, ;B-CLAMP | |
| 204 | 153827001 | 1 | ボタンツカミホルダージク | SHAFT, ;B-CLAMP HOLDER | |
| 205 | 014680622 | 2 | アナトメネジ4.37クボミ | SET SCREW, SOCKET (CP) SM4.37 | |
| 206 | 017781412 | 1 | ボルト6.35X14 | BOLT, SM6.35X14 | |

C4 . 送り関係 (B432E MarkII) / Feed mechanism (B432E MarkII) / Transportvorrichtung (B432E MarkII) / Mécanisme de l'entraînement (B432E MarkII) / Mecanismo de la alimentación (B432E MarkII)

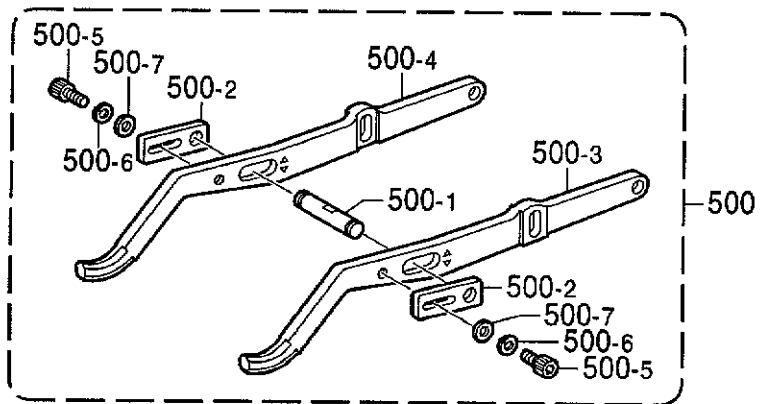


C4. 送り関係 (B432E Mark II) / Feed mechanism (B432E Mark II) / Transportvorrichtung (B432E Mark II) /
 Mécanisme de l'entraînement (B432E Mark II) / Mecanismo de la alimentación (B432E Mark II)

| REF.NO. | CODE | Q'TY | 品名 | NAME OF PARTS | RM |
|---------|-----------|------|---------------|-----------------------------|----|
| 207 | 118735002 | 1 | ザガネ | WASHER, PLAIN | |
| 208 | 150556001 | 1 | ナット6.35 | NUT, SM6.35 | |
| 209 | S41290101 | 1 | OYSトリツケイタパツキン | OYS SET PLATE PACKING | |
| 210 | S41060009 | 1 | メカクシイタ | BLIND PLATE | |
| 211 | 062710812 | 2 | ナベコ476-32X8 | SCREW, PAN SM4.76-32X8 | |
| 212 | 062711012 | 2 | ナベコ476-32X10 | SCREW, PAN SM4.76-32X10 | |
| 213 | 025710232 | 4 | ヒラザガネチユウ4.76 | WASHER, PLAIN 4.76 | |
| 214 | 152827009 | 1 | オイルキリセン | OIL CAP | |
| 215 | S23337009 | 1 | ゴムセン18.5 | RUBBER CAP, 18.5 | |
| 216 | 228475000 | 1 | ケツソクバンド1.9X80 | FASTENING BAND, 1.9X80 | |
| 217 | 525664000 | 1 | コードホルダ#6 | CORD HOLDER, 6N | |
| 218 | 062680612 | 1 | ナベコ4.37-40X6 | SCREW, PAN SM4.37-40X6 | |
| 220 | S41264001 | 1 | オサエヨセロツドクミ | WORK CLAMP CARRIER ROD ASSY | |
| 221 | 018062036 | 1 | アナボルト6X20 | BOLT, SOCKET M6X20 | |
| 222 | 118735002 | 1 | ザガネ | WASHER, PLAIN | |
| 223 | 021060306 | 2 | 3シュナット6 | NUT, 3 M6 | |
| 224 | S41010001 | 1 | センサイタ | SENSOR PLATE | |
| 225 | S41012001 | 1 | OYソレノイドピン | OY SOLENOID PIN | |
| 226 | 140407001 | 1 | ザガネ | WASHER | |
| 227 | S19662001 | 1 | スナツブピン5 | SNAP PIN, 5 | |
| 228 | S18523001 | 1 | オサエアゲバネ | SPRING, EXTENSION | |
| 229 | S41009001 | 1 | OYソレノイドストツパー | OY SOLENOID STOPPER | |
| 230 | 062710812 | 2 | ナベコ476-32X8 | SCREW, PAN SM4.76-32X8 | |
| 231 | 025710232 | 2 | ヒラザガネチユウ4.76 | WASHER, PLAIN 4.76 | |
| 232 | S52098001 | 1 | OYソレノイドトリツケイタ | SETTING PLATE, ;OY SOLENOID | |



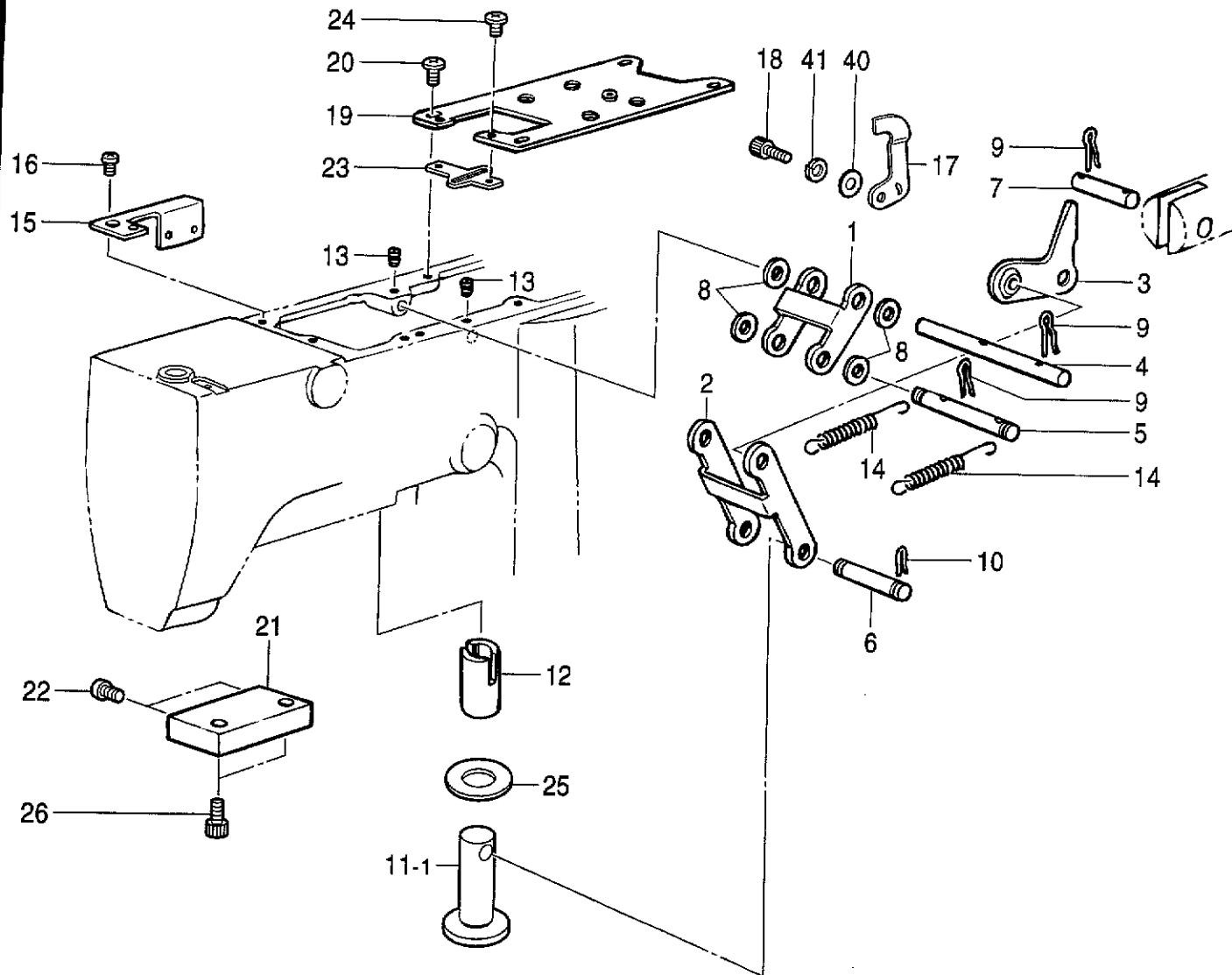
" オプション部品 / OPTION PARTS "



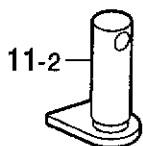
C5. 送り関係 (B433E Mark II) / Feed mechanism (B433E Mark II) / Transportvorrichtung (B433E Mark II) /
 Mécanisme de l'entraînement (B433E Mark II) / Mecanismo de la alimentación (B433E Mark II)

| REF.NO. | CODE | Q'TY | ヒンメイ | NAME OF PARTS | RM |
|---------|-----------|------|-------------------------------|--|----|
| 5 | 152759001 | 1 | タテオクリジク | TACK WIDTH FEED SHAFT | |
| 31 | S51445001 | 1 | オクリダイアンナイイタ433 | FEED BAR GUIDE PLATE, ;433 | |
| 32 | 145318001 | 8 | シメネジ4.37 | SCREW, SM4.37 | |
| 37 | S51446001 | 1 | オサエウデクミA | WORK CLAMP ARM ASSY, A | |
| 37-1 | S49592000 | 1 | オサエウデ | WORK CLAMP ARM | |
| 37-2 | S37949001 | 1 | オサエウデレバーR | LEVER, R ;W-CLAMP | |
| 37-3 | S37950001 | 1 | オサエウデレバーL | LEVER, L ;W-CLAMP | |
| 37-4 | S34839001 | 1 | オサエウデレバージク | LEVER SHAFT | |
| 37-5 | 116629001 | 2 | ザガネ | WASHER | |
| 37-6 | 048050342 | 2 | トメワE5 | RETAINING RING, E5 | |
| 37-7 | 014760622 | 1 | アナトメネジ5.95 | SET SCREW, SOCKET SM5.95 | |
| 37-8 | 156006001 | 2 | オサエアシ | WORK CLAMP, U | |
| 37-9 | 152783001 | 2 | オサエアシオサエイタA | WORK CLAMP GUIDE BRACKET, A | |
| 37-10 | 152784001 | 1 | オサエアシオサエイタB | WORK CLAMP GUIDE BRACKET, B | |
| 37-11 | 107038003 | 6 | サラネジ3.57 | SCREW, FLAT SM3.57 | |
| 37-12 | S37951101 | 2 | オサエウデレバーイタ | PLATE | |
| 37-13 | 146354001 | 2 | ザガネ | WASHER, PLAIN 5 | |
| 37-14 | 018500822 | 2 | アナボルト5X8 | BOLT, SOCKET M5X8 | |
| 37-15 | 153570001 | 2 | オサエバネアンナイロッド | SPRING GUIDE ROD | |
| 37-16 | 145478101 | 2 | ダンネジ4.76 | SHOULDER SCREW, SOCKET SM4.76 | |
| 37-17 | S48646001 | 2 | オサエバネD | SPRING, D COMPRESSION | |
| 37-18 | 152788000 | 2 | オサエバネカンザ | SPACER | |
| 37-19 | 153567000 | 2 | オサエバネカラー | COLLAR | |
| 37-20 | S49595001 | 1 | オサエウデササエジク | SUPPORT SHAFT, W-CLAMP | |
| 37-21 | 014760622 | 1 | アナトメネジ5.95 | SET SCREW, SOCKET SM5.95 | |
| 38 | S41243001 | 1 | オクリダイクミ433 | FEED BRACKET ASSY, 433 | |
| 39 | 153383001 | 2 | オクリダイカンザ | FEED BRACKET WASHER | |
| 40 | 153384001 | 2 | リテーナークミ | RETAINER ASSY | |
| 41 | 100197002 | 2 | ザガネ | WASHER | |
| 42 | 017761412 | 2 | ボルト5.95X14 | BOLT, SM5.95X14 | |
| 43 | 018680522 | 4 | アナボルト4.37X5 | BOLT, SOCKET SM4.37X5 | |
| 44 | 025680232 | 2 | ヒラザガネチユウ4.37 | WASHER, PLAIN M 4.37 | |
| 45 | 153035000 | 1 | オサエウデフェルト | FELT | |
| 46 | S49601001 | 1 | オサエウデササエイタ | SUPPORT PLATE | |
| 47 | 018400822 | 2 | アナボルト4X8 | BOLT, SOCKET M4X8 | |
| 48 | 071039750 | 3 | コウキユウ5/32 | BEARING BALL, 5/32 | |
| 100 | ※ | 1 | オクリイタブランク433 | FEED PLATE, ;433 | |
| 200 | ※ | 2 | オサエブランク433 | WORK CLAMP, ;433 | |
| 300 | 071047650 | 2 | コウキユウ3/16 | BEARING BALL, 3/16 | |
| 301 | S41235001 | 1 | ヨコオクリカクコマ433 | REGULATOR BLOCK, ;TACK LENGTH | |
| 302 | 014770622 | 1 | アナトメネジ6.35クボミ | SET SCREW, SOCKET (CP) SM6.35 | |
| 303 | 153391001 | 1 | オクリダイカバーL | FEED BAR GUIDE COVER, L | |
| 304 | S41237001 | 1 | カバーササエダイ | SUPPORT STAND, ;COVER | |
| 305 | 062670512 | 1 | ナベコ357-40X5 | SCREW, PAN SM3.57-40X5 | |
| 307 | S53115000 | 1 | Xオクリカバー | X FEED COVER | |
| 308 | S53116000 | 1 | Yオクリカバー | Y FEED COVER | |
| 500 | S41328001 | 1 | ” オプション部品 ” オサエクイツクチエンジセット | ” OPTION PARTS ” WORK CLAMP SET, QC | |
| 500-1 | S41324001 | 1 | QCオサエウデレバージク | WORK CLAMP ARM LEVER SHAFT | |
| 500-2 | S41325001 | 2 | QCレバージクササエ | WORK CLAMP LEVER SUPPORT | |
| 500-3 | S41326001 | 1 | QCオサエウデレバーR | WORK CLAMP ARM LEVER, R | |
| 500-4 | S41327001 | 1 | QCオサエウデレバーL | WORK CLAMP ARM LEVER, L | |
| 500-5 | 018501022 | 2 | アナボルト5X10 | BOLT, SOCKET M5X10 | |
| 500-6 | 028050242 | 2 | バネザガネ2-5 | WASHER, SPRING 2-5 | |
| 500-7 | 025050232 | 2 | ヒラザガネチユウ5 | WASHER, PLAIN M 5 | |

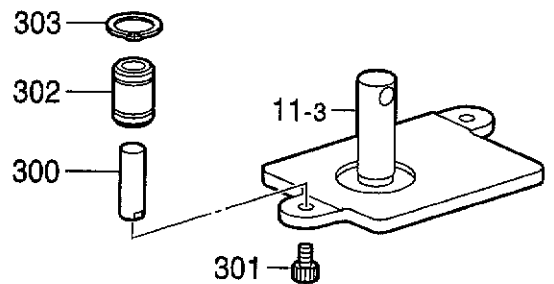
D1 . 押工上げ関係 / Work clamp lifter mechanism / Stoffhalterheber / Releveur de pinceur /
 Mecanismo del levantador del prensor



< B431E用 / For B431E >



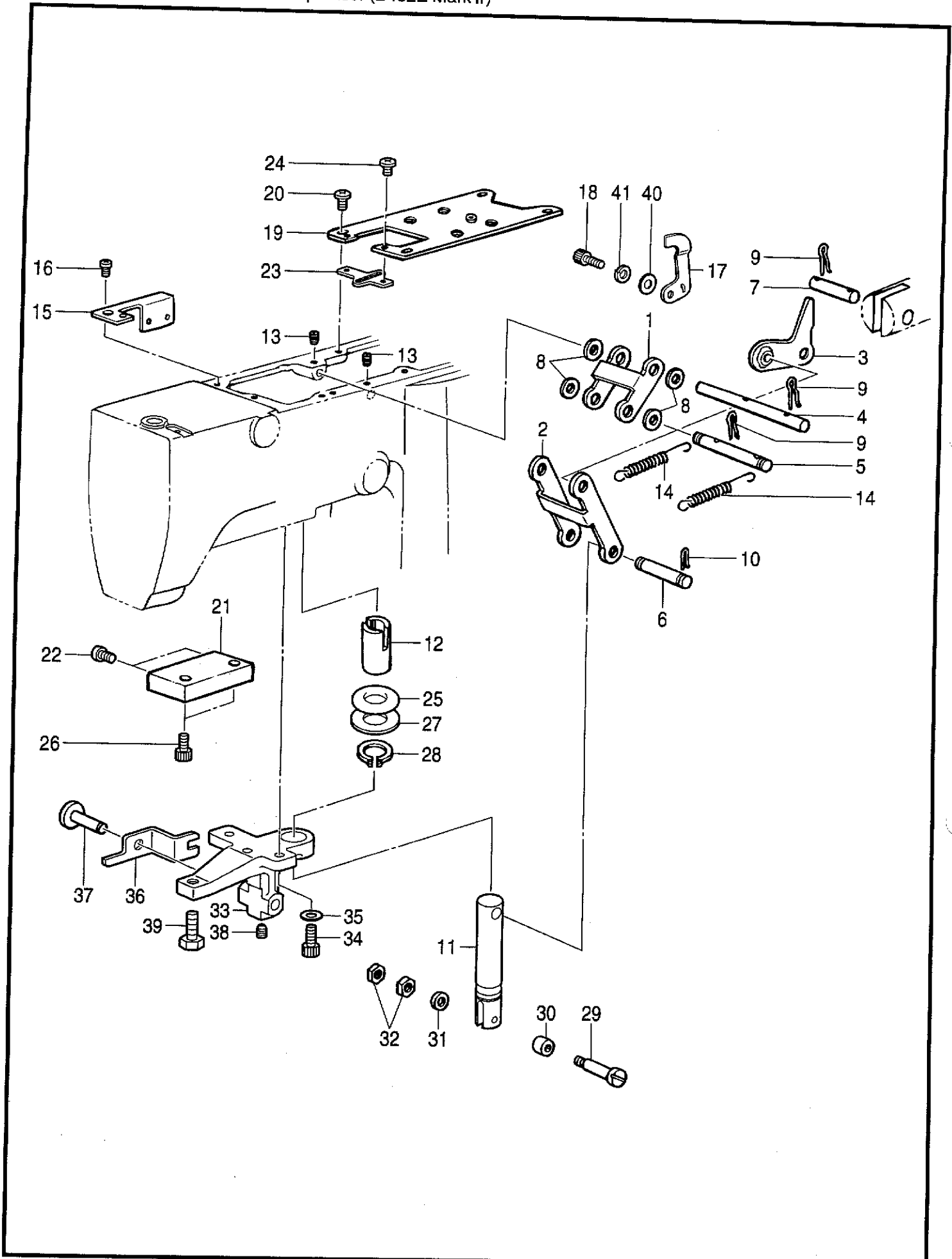
< B433E用 / For B433E >



D1. 押エ上げ関係 / Work clamp lifter mechanism / Stoffhalterheber / Releveur de pinceur / Mecanismo del levantador del prensor

| REF.NO. | CODE | Q'TY | ヒンメイ | NAME OF PARTS | RM |
|---------|-----------|------|----------------------|------------------------------------|----|
| 1 | S49630001 | 1 | リンクA | LINK, A | |
| 2 | S49631001 | 1 | リンクB | LINK, B | |
| 3 | S49632001 | 1 | リンクCクミ | LINK ASSY, C | |
| 4 | S49635001 | 1 | リンクジクA | LINK SHAFT, A | |
| 5 | S49636001 | 1 | リンクジクB | LINK SHAFT, B | |
| 6 | S49637001 | 1 | リンクジクC | LINK SHAFT, C | |
| 7 | S49638001 | 1 | リンクジクD | LINK SHAFT, D | |
| 8 | 100281001 | 4 | ザガネ | WASHER, PLAIN | |
| 9 | S37968001 | 6 | スナツブピン8 | SNAP PIN, 8 | |
| 10 | S19662001 | 2 | スナツブピン5 | SNAP PIN, 5 | |
| 11-1 | S37969001 | 1 | <B430E用> オサエイタ | <For B430E> PRESSER PLATE | |
| 11-2 | S41231101 | 1 | <B431E用> オサエイタ431 | <For B431E> PRESSER PLATE, 431 | |
| 11-3 | S41238001 | 1 | <B433E用> オサエイタL | <For B433E> WORK CLAMP PLATE, L | |
| 12 | S37970050 | 1 | オサエイタヨウメタル | BUSHING | |
| 13 | 014760622 | 2 | アナトメネジ5.95 | SET SCREW, SOCKET SM5.95 | |
| 14 | S10105001 | 2 | リンクモドシバネ | SPRING, EXTENSION | |
| 15 | S49639001 | 1 | センサトリツケダイ | SETTING BASE, ;SENSOR | |
| 16 | 062680612 | 1 | ナベコ4.37-40X6 | SCREW, PAN SM4.37-40X6 | |
| 17 | S49640101 | 1 | センサカンチイタ | SENSOR PERCEIVE PLATE | |
| 18 | 018400836 | 1 | アナボルト4X8 | BOLT, SOCKET M4X8 | |
| 19 | S49641001 | 1 | ソレノイドトリツケイタA | SETTING PLATE, A ;SOLENOID | |
| 20 | 060681212 | 4 | バインド437-40X12 | SCREW, BIND SM4.37-40X12 | |
| 21 | S49642001 | 1 | ソレノイドトリツケイタB | SETTING PLATE, B ;SOLENOID | |
| 22 | 060501016 | 2 | バインドM5X10 | SCREW, BIND M5X10 | |
| 23 | S49643001 | 1 | ガイド | GUIDE | |
| 24 | 060680712 | 2 | バインド437-40X7 | SCREW, BIND SM4.37-40X7 | |
| 25 | S37974000 | 1 | オサエアゲストツパーゴム | RUBBER, STOPPER | |
| 26 | 018501422 | 2 | アナボルト5X14 | BOLT, SOCKET M5X14 | |
| 40 | 025040236 | 1 | ヒラザガネチユウ4 | WASHER, PLAIN M 4 | |
| 41 | 028040246 | 1 | バネザガネ2-4 | WASHER, SPRING 2-4 | |
| 300 | S41239001 | 2 | <B433E用> アンナイジク12 | <For B433E> GUIDE SHAFT, 12 | |
| 301 | 018501036 | 2 | アナボルト5X10 | BOLT, SOCKET M5X10 | |
| 302 | S10103001 | 2 | ボールブツシュ | BALL BUSH | |
| 303 | 048200142 | 2 | トメワジクヨウC20 | RETAINING RING, EXTERNAL C20 | |

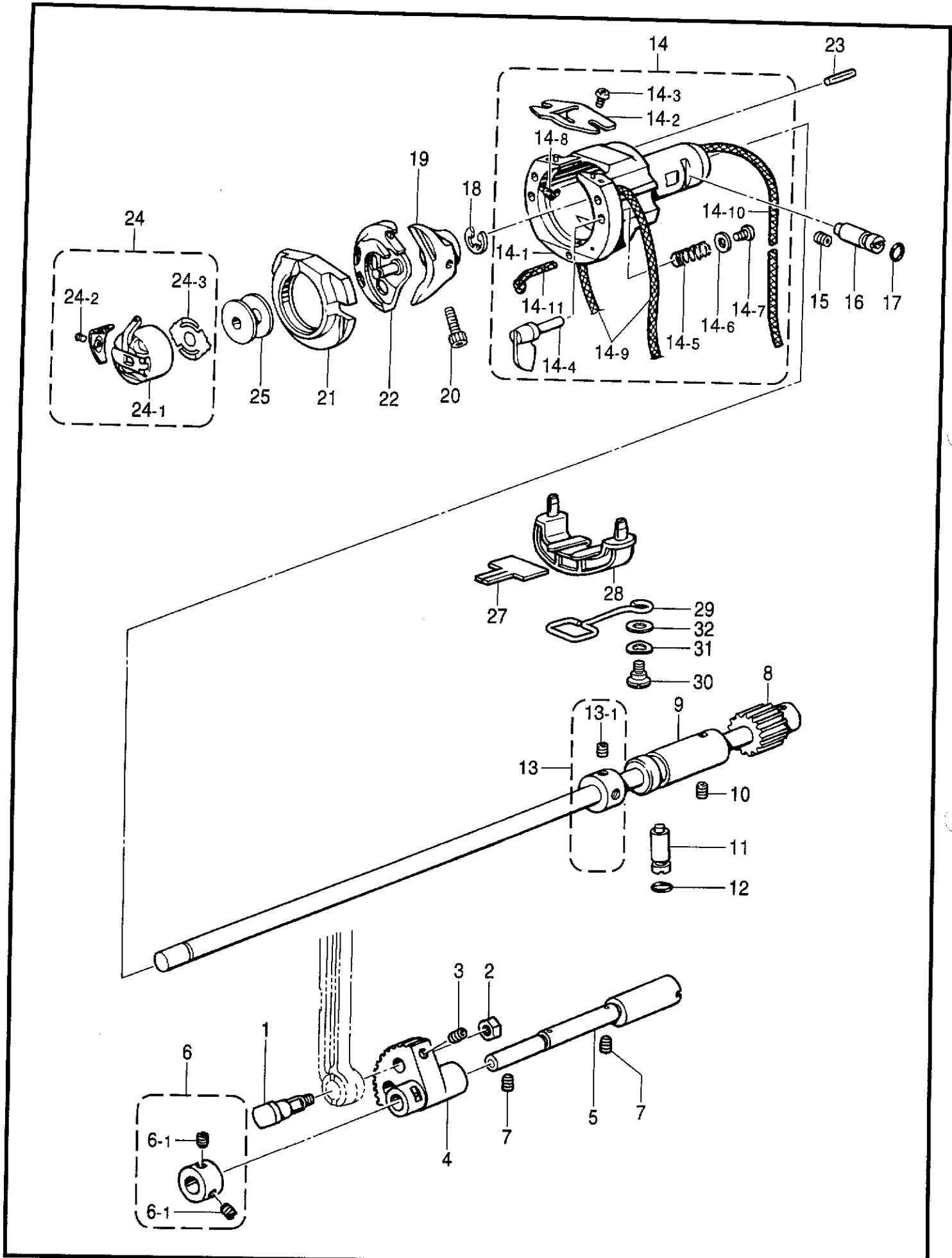
D2. 押工上げ関係 (B432E Mark II) / Work clamp lifter mechanism (B432E Mark II) /
 Stoffhalterheber (B432E Mark II) / Releveur de pinceur (B432E Mark II) /
 Mecanismo del levantador del prensor (B432E Mark II)



D2. 押上ケ関係 (B432E Mark II) / Work clamp lifter mechanism (B432E Mark II) /
 Stoffhalterheber (B432E Mark II) / Releveur de pinceur (B432E Mark II) /
 Mecanismo del levantador del prensor (B432E Mark II)

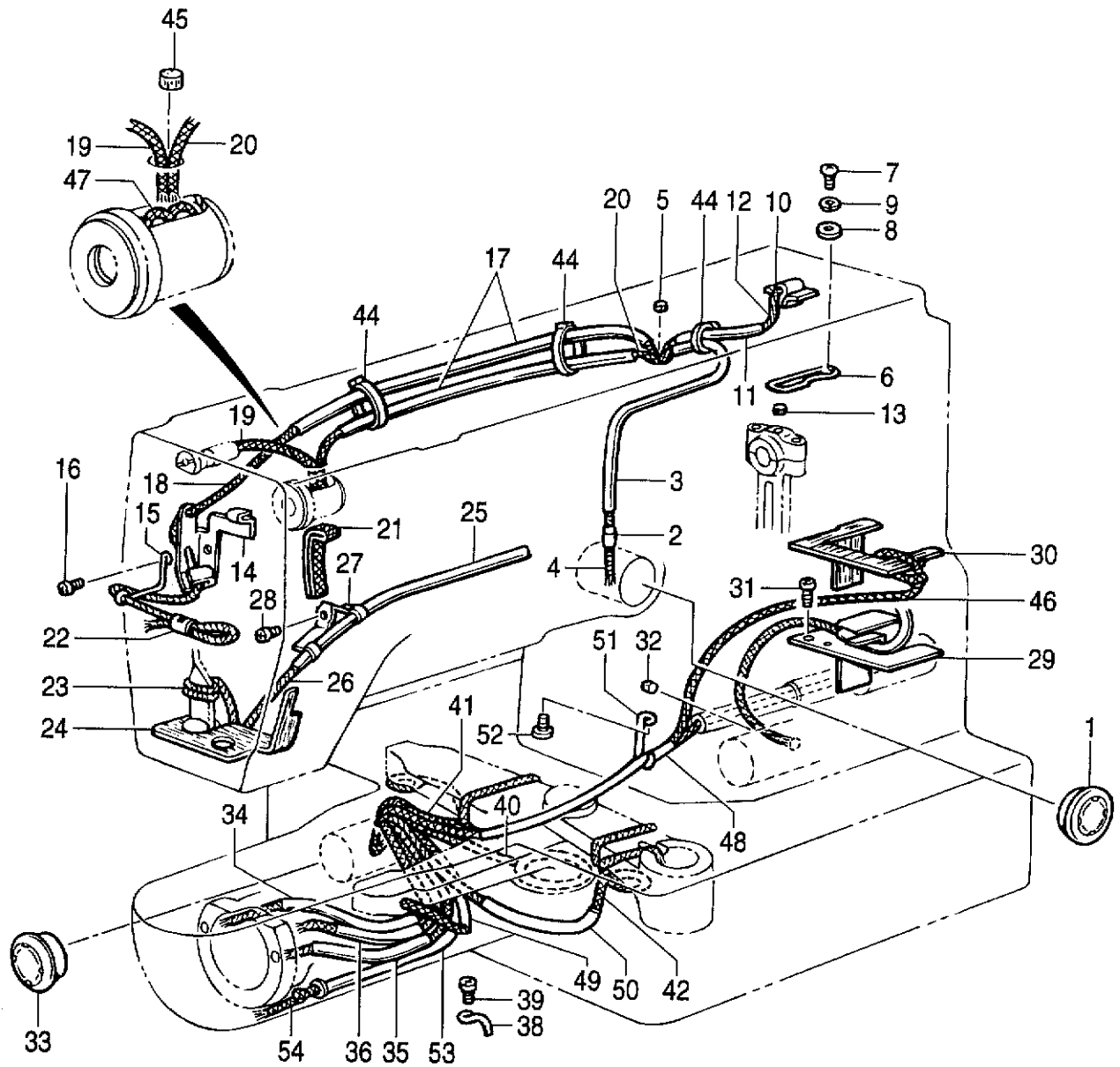
| REF.NO. | CODE | Q'TY | ヒンメイ | NAME OF PARTS | RM |
|---------|-----------|------|---------------|------------------------------|----|
| 1 | S49630001 | 1 | リンクA | LINK, A | |
| 2 | S49631001 | 1 | リンクB | LINK, B | |
| 3 | S49632001 | 1 | リンクCクミ | LINK ASSY, C | |
| 4 | S49635001 | 1 | リンクジクA | LINK SHAFT, A | |
| 5 | S49636001 | 1 | リンクジクB | LINK SHAFT, B | |
| 6 | S49637001 | 1 | リンクジクC | LINK SHAFT, C | |
| 7 | S49638001 | 1 | リンクジクD | LINK SHAFT, D | |
| 8 | 100281001 | 4 | ザガネ | WASHER, PLAIN | |
| 9 | S37968001 | 6 | スナップピン8 | SNAP PIN, 8 | |
| 10 | S19662001 | 2 | スナップピン5 | SNAP PIN, 5 | |
| 11 | S41015101 | 1 | オサエアゲロッド | WORK CLAMP LIFTING ROD | |
| 12 | S37970050 | 1 | オサエイタヨウメタル | BUSHING | |
| 13 | 014760622 | 2 | アナトメネジ5.95 | SET SCREW, SOCKET SM5.95 | |
| 14 | S10105001 | 2 | リンクモドシバネ | SPRING, EXTENSION | |
| 15 | S49639001 | 1 | センサトリツケダイ | SETTING BASE, ;SENSOR | |
| 16 | 062680612 | 1 | ナベコ4.37-40X6 | SCREW, PAN SM4.37-40X6 | |
| 17 | S49640101 | 1 | センサカンチイタ | SENSOR PERCEIVE PLATE | |
| 18 | 018400836 | 1 | アナボルト4X8 | BOLT, SOCKET M4X8 | |
| 19 | S49641001 | 1 | ソレノイドトリツケイタA | SETTING PLATE, A ;SOLENOID | |
| 20 | 060681212 | 4 | バインド437-40X12 | SCREW, BIND SM4.37-40X12 | |
| 21 | S49642001 | 1 | ソレノイドトリツケイタB | SETTING PLATE, B ;SOLENOID | |
| 22 | 060501016 | 2 | バインドM5X10 | SCREW, BIND M5X10 | |
| 23 | S49643001 | 1 | ガイド | GUIDE | |
| 24 | 060680712 | 2 | バインド437-40X7 | SCREW, BIND SM4.37-40X7 | |
| 25 | 120448001 | 1 | ゴムワ | RUBBER RING | |
| 26 | 018501422 | 2 | アナボルト5X14 | BOLT, SOCKET M5X14 | |
| 27 | 150206002 | 1 | ヒラザガネ16 | WASHER, PLAIN 16 | |
| 28 | 048150142 | 1 | トメワジクヨウC15 | RETAINING RING, EXTERNAL C15 | |
| 29 | 153828001 | 1 | コロジク | ROLLER SHAFT | |
| 30 | 107744001 | 1 | コロ | ROLLER | |
| 31 | 153484001 | 1 | ザガネ4.76 | WASHER, PLAIN 4.76 | |
| 32 | 105234003 | 2 | ナツト4.37 | NUT, SM4.37 | |
| 33 | S41014009 | 1 | レバーホルダー | LEVER HOLDER | |
| 34 | 018061622 | 2 | アナボルト6X16 | BOLT, SOCKET M6X16 | |
| 35 | 025060232 | 2 | ヒラザガネチユウ6 | WASHER, PLAIN M 6 | |
| 36 | S41016001 | 1 | オサエアゲレバー | LIFTER LEVER | |
| 37 | 153838001 | 1 | ボタンツカミレバージク | SHAFT, ;B-CLAMP LEVER | |
| 38 | 014760622 | 1 | アナトメネジ5.95 | SET SCREW, SOCKET SM5.95 | |
| 39 | 017821813 | 1 | ボルト7.94X18 | BOLT, SM7.94X18 | |
| 40 | 025040236 | 1 | ヒラザガネチユウ4 | WASHER, PLAIN M 4 | |
| 41 | 028040246 | 1 | バネザガネ2-4 | WASHER, SPRING 2-4 | |

E. 下軸関係 / Lower shaft mechanism / Untere Welle / Mécanisme de l'arbre inférieur / Mecanismo del eje inferior



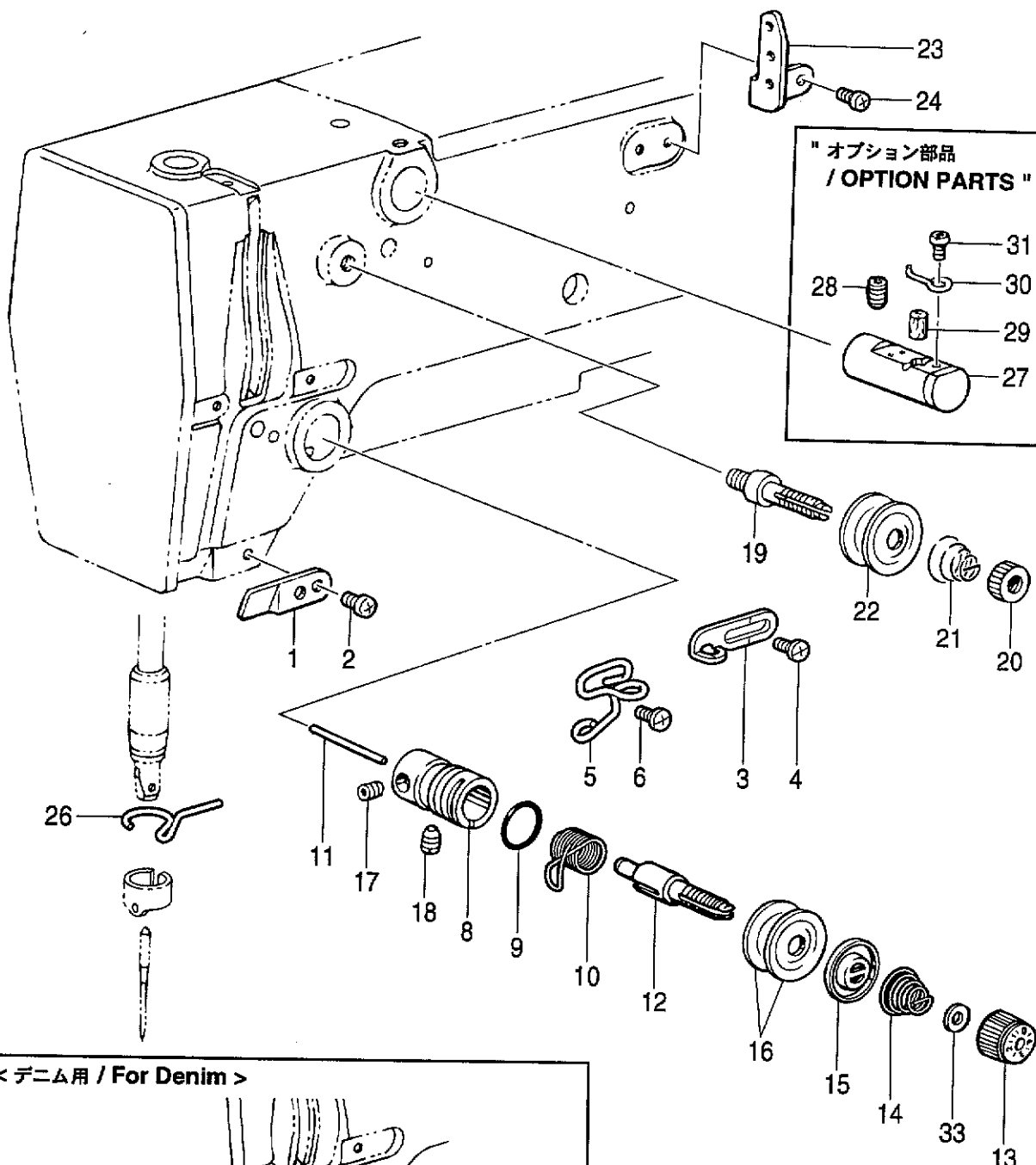
E. 下軸関係 / Lower shaft mechanism / Untere Welle / Mécanisme de l'arbre inférieur /
Mecanismo del eje inferior

| REF.NO. | CODE | Q'TY | ヒンメイ | NAME OF PARTS | RM |
|---------|-----------|------|----------------|-------------------------------|----|
| 1 | 141786001 | 1 | クランクロッドダンネジ | SHOULDER SCREW, ;CRANK ROD | |
| 2 | 100090004 | 1 | ナット7.14 | NUT, SM7.14 | |
| 3 | 014680622 | 1 | アナトメネジ4.37クボミ | SET SCREW, SOCKET (CP) SM4.37 | |
| 4 | 152245101 | 1 | ヨウドウギヤ | ROCKER GEAR | |
| 5 | S37978251 | 1 | ヨウドウギヤジク | SHAFT, ;R-GEAR | |
| 6 | 181995001 | 1 | セツトカラークミ | SET SCREW COLLAR ASSY | |
| 6-1 | 101706001 | 2 | トメネジ6.35 | SET SCREW, SM6.35-40X5.5 | |
| 7 | 014760622 | 2 | アナトメネジ5.95 | SET SCREW, SOCKET SM5.95 | |
| 8 | S49605001 | 1 | シタジククミ | LOWER SHAFT ASSY | |
| 9 | S49608001 | 1 | シタジクメタル | BUSH, ;L-SHAFT | |
| 10 | 014760622 | 1 | アナトメネジ5.95 | SET SCREW, SOCKET SM5.95 | |
| 11 | 152678101 | 1 | カマチヨウセツジク | ADJUSTING STUD | |
| 12 | 081003670 | 1 | OリングPW3 | O RING, PW3 | |
| 13 | S49609001 | 1 | セツトカラークミ | SET SCREW COLLAR ASSY | |
| 13-1 | 014770622 | 2 | アナトメネジ6.35クボミ | SET SCREW, SOCKET (CP) SM6.35 | |
| 14 | S49611101 | 1 | オオカマタイクミ | SHUTTLE RACE BASE ASSY | |
| 14-1 | S49612101 | 1 | オオカマタイ | SHUTTLE RACE BASE | |
| 14-2 | S02429101 | 1 | カマイトアンナイ | THREAD GUIDE, ;S-RACE | |
| 14-3 | 062660412 | 2 | ナベコ318-40X4 | SCREW, PAN SM3.18-40X4 | |
| 14-4 | 152683001 | 2 | オオカマトリツケツメ | SETTING CLAW, S-RACE BODY | |
| 14-5 | 152684101 | 2 | オオカマトリツケバネ | SPRING, COMPRESSION | |
| 14-6 | 402887001 | 2 | ザガネ3.2 | WASHER, 3.2 | |
| 14-7 | 062660712 | 2 | ナベコ318-40X7 | SCREW, PAN SM3.18-40X7 | |
| 14-8 | S09043000 | 2 | フェルト | FELT | |
| 14-9 | S49981000 | 2 | クミヒモ3X3 | WICK, 3X3 L = 360 | |
| 14-10 | S49626000 | 1 | クミヒモ3X3 | WICK, 3X3 L = 300 | |
| 14-11 | S49685000 | 1 | クミヒモ3X3 | WICK, 3X3 L = 100 | |
| 15 | 014760622 | 1 | アナトメネジ5.95 | SET SCREW, SOCKET SM5.95 | |
| 16 | 152678101 | 1 | カマチヨウセツジク | ADJUSTING STUD | |
| 17 | 081003670 | 1 | OリングPW3 | O RING, PW3 | |
| 18 | 048070342 | 1 | トメフE7 | RETAINING RING, E7 | |
| 19 | S49617001 | 1 | ドライバー | DRIVER | |
| 20 | 018501422 | 1 | アナボルト5X14 | BOLT, SOCKET M5X14 | |
| 21 | ※ | 1 | オオカマ | SHUTTLE RACE BODY | |
| 22 | ※ | 1 | ナカカマハコクミ | SHUTTLE HOOK ASSY, W/BOX | |
| 23 | S16290001 | 1 | ニードルローラー4X19.8 | NEEDLE ROLLER, 4X19.8 | |
| 24 | ※ | 1 | ボビンケースクミ | BOBBIN CASE ASSY, | |
| 24-1 | ※ | 1 | ボビンケースチヨウシバネ | TENSION SPRING | |
| 24-2 | ※ | 1 | ボビンケースバネネジ | SCREW | |
| 24-3 | ※ | 1 | クウテンボウシバネ | SPRING, ANTI-SPIN | |
| 25 | ※ | 1 | ボビン | BOBBIN | |
| 27 | S49613000 | 1 | カマフェルト | FELT | |
| 28 | S49614000 | 1 | カマフェルトササエ | FELT SUPPORT | |
| 29 | S52230001 | 1 | サポート | SUPPORT | |
| 30 | 123882001 | 1 | ダンネジ4.37 | SHOULDER SCREW, SM4.37 | |
| 31 | 103810002 | 1 | ナミガタバネザガネ | WASHER, WAVE SPRING | |
| 32 | 025770232 | 1 | ヒラザガネチユウ6.35 | WASHER, PLAIN M 6.35 | |



F. 給油潤滑関係 / Lubrication / Schmierung / Lubrification / Lubricación

| REF.NO. | CODE | Q'TY | ヒンメイ | NAME OF PARTS | RM |
|---------|-----------|------|---------------|-------------------------|----|
| 1 | S49992000 | 1 | オイルポットマド | OIL WINDOW | |
| 2 | S07333001 | 1 | オイルクチパイプS | PIPE, S | |
| 3 | S07456000 | 1 | ビニールチューブ | OIL TUBE, L = 160 | |
| 4 | 148738000 | 1 | クミヒモ | WICK, L = 335 | |
| 5 | 107149001 | 1 | フェルト | FELT | |
| 6 | S37983001 | 1 | ウワジクキユウユササエ | WICK SUPPORT | |
| 7 | 062680612 | 1 | ナベコ4.37-40X6 | SCREW, PAN SM4.37-40X6 | |
| 8 | 025680232 | 1 | ヒラザガネチユウ4.37 | WASHER, PLAIN M 4.37 | |
| 9 | 028680242 | 1 | バネザガネ2-4.37 | WASHER, SPRING 2-4.37 | |
| 10 | S10478000 | 1 | ロツドキユウユフェルト | FELT | |
| 11 | S34986000 | 1 | ビニールチューブ | OIL TUBE, L = 135 | |
| 12 | S49982000 | 1 | クミヒモ4X4 | WICK, 4X4 L = 400 | |
| 13 | 107149001 | 2 | フェルト | FELT | |
| 14 | S49959001 | 1 | テンビンキユウユササエ | WICK SUPPORT | |
| 15 | S10162201 | 1 | ハリボウヒモササエ | WICK SUPPORT | |
| 16 | 060670512 | 1 | バインド357-40X5 | SCREW, BIND SM3.57-40X5 | |
| 17 | S49620000 | 2 | ビニールチューブ | OIL TUBE, L = 340 | |
| 18 | S49957000 | 1 | クミヒモ4X4 | WICK, 4X4 L = 700 | |
| 19 | S49622000 | 1 | クミヒモ4X4 | WICK, 4X4 L = 130 | |
| 20 | S49983000 | 1 | クミヒモ4X4 | WICK, 4X4 L = 800 | |
| 21 | S49984000 | 1 | ヒラクミヒモ | FLAT WICK, L = 200 | |
| 22 | 104567001 | 1 | クミヒモササエ | WICK SUPPORT | |
| 23 | 159565000 | 1 | クミヒモ2.5X150 | WICK, L = 150 | |
| 24 | S37985000 | 1 | スイアゲフェルト | FELT | |
| 25 | S37986000 | 1 | ビニールチューブ | OIL TUBE, L = 440 | |
| 26 | S18093100 | 1 | クミヒモ4X4 | WICK, 4X4 L = 1100 | |
| 27 | 145547001 | 1 | チューブホルダ | TUBE HOLDER | |
| 28 | 062670512 | 1 | ナベコ357-40X5 | SCREW, PAN SM3.57-40X5 | |
| 29 | S37987001 | 1 | シタジクキユウユササエ | FELT SUPPORT | |
| 30 | S37988000 | 1 | シタジクキユウユフェルト | FELT | |
| 31 | 062680612 | 1 | ナベコ4.37-40X6 | SCREW, PAN SM4.37-40X6 | |
| 32 | S09043000 | 1 | フェルト | FELT | |
| 33 | 152948001 | 1 | オイルポットマド | OIL WINDOW | |
| 34 | S49623000 | 1 | ビニールチューブ | OIL TUBE, L = 280 | |
| 35 | S49624000 | 1 | ビニールチューブ | OIL TUBE, L = 260 | |
| 36 | S49625000 | 1 | ビニールチューブ | OIL TUBE, L = 160 | |
| 38 | 152969001 | 2 | コードササエカネ | CORD SUPPORT | |
| 39 | 062670512 | 2 | ナベコ357-40X5 | SCREW, PAN SM3.57-40X5 | |
| 40 | 148738000 | 1 | クミヒモ | WICK, L = 335 | |
| 41 | 148738000 | 1 | クミヒモ | WICK, L = 335 | |
| 42 | 152956001 | 1 | クミヒモ4X4 | WICK, 4X4 L = 500 | |
| 44 | 228475000 | 3 | ケツソクバンド1.9X80 | FASTENING BAND, 1.9X80 | |
| 45 | 153924001 | 1 | フェルト | FELT | |
| 46 | S49957000 | 1 | クミヒモ4X4 | WICK, 4X4 L = 700 | |
| 47 | S49958000 | 1 | クミヒモ4X4 | WICK, 4X4 L = 70 | |
| 48 | S49985000 | 1 | ビニールチューブ | OIL TUBE, L = 170 | |
| 49 | S49986000 | 1 | ビニールチューブ | OIL TUBE, L = 110 | |
| 50 | S49987000 | 1 | ビニールチューブ | OIL TUBE, L = 150 | |
| 51 | S49995001 | 1 | コードササエカネ | CORD SUPPORT | |
| 52 | 062670512 | 1 | ナベコ357-40X5 | SCREW, PAN SM3.57-40X5 | |
| 53 | S49618000 | 1 | ビニールチューブ | OIL TUBE, L = 210 | |
| 54 | S49626000 | 1 | クミヒモ3X3 | WICK, 3X3 L = 300 | |



" オプション部品
/ OPTION PARTS "

Diagram showing optional parts:

- 27: Cylindrical component
- 28: Small cylindrical cap
- 29: Small cylindrical cap
- 30: Hook-shaped part
- 31: Small screw

< デニム用 / For Denim >

Diagram for denim application showing the hook-shaped part (7) and the ring component (25-1) being used with the needle.

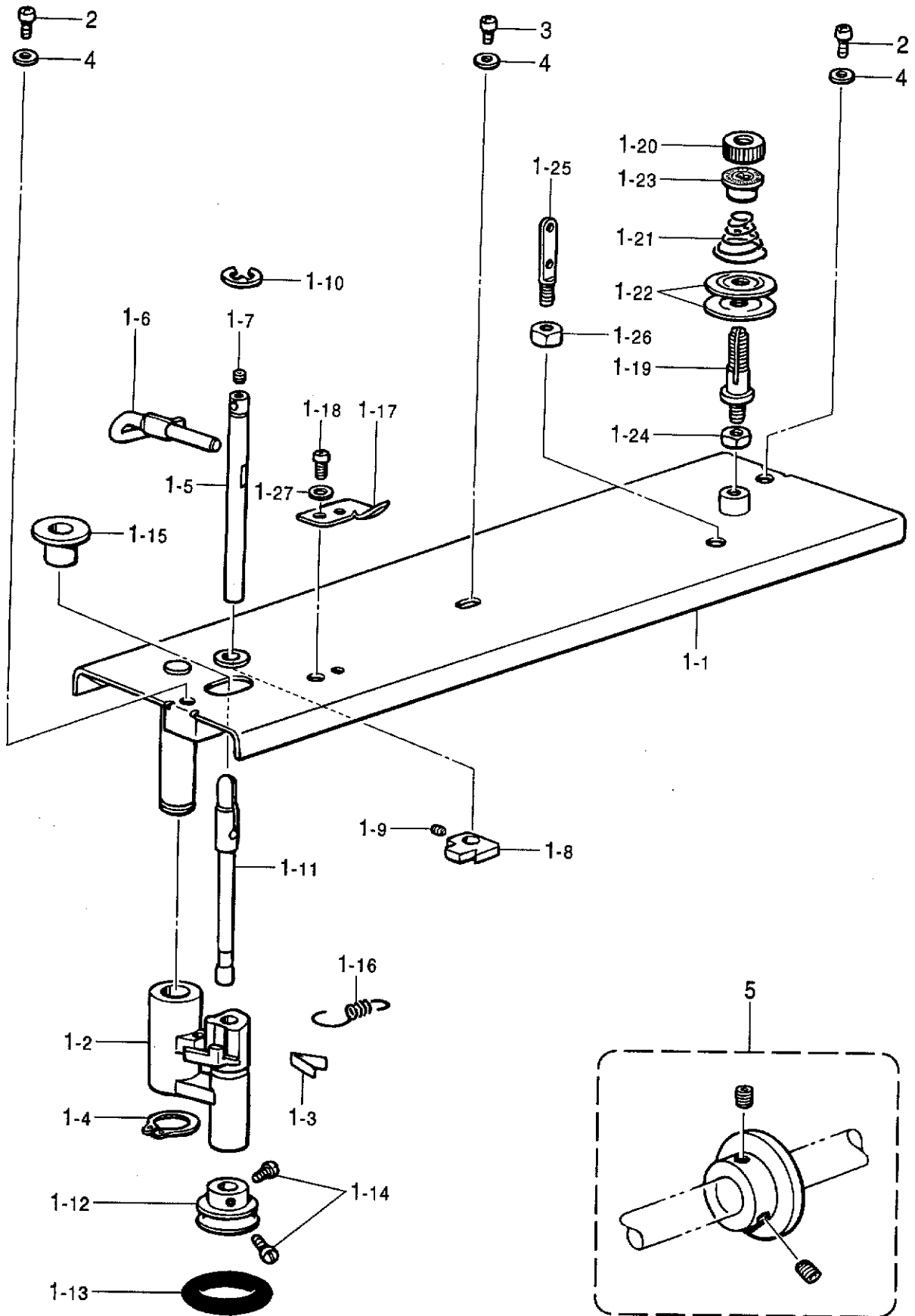
< 被服、メリヤス用 / For Ordinary & Knitted materials >

Diagram for ordinary and knitted materials application showing the hook-shaped part (25-2) being used with the needle.

G. 糸通シ関係 / Threading mechanism / Fadenführungsvorrichtung / Mécanisme de l'enfilage / Mecanismo del enhebrado

| REF.NO. | CODE | Q'TY | ヒンメイ | NAME OF PARTS | RM |
|---------|-----------|------|---------------------------|---|----|
| 1 | 152869001 | 1 | アームイトミチ | THREAD GUIDE, ;ARM | |
| 2 | 062710612 | 1 | ナベコ476-32X6 | SCREW, PAN SM4.76-32X6 | |
| 3 | S49627001 | 1 | アームイトカケ | THREAD GUIDE, ;ARM | |
| 4 | 060670612 | 1 | バインド357-40X6 | SCREW, BIND SM3.57-40X6 | |
| 5 | S51859001 | 1 | アームイトアンナイ | THREAD GUIDE, ;ARM | |
| 6 | 060670612 | 1 | バインド357-40X6 | SCREW, BIND SM3.57-40X6 | |
| 7 | 159224001 | 1 | <デニム用> アームイトカケ | <For Denim> THREAD GUIDE, ;ARM | |
| 8 | 152872001 | 1 | イトチヨウシダイ | TENSION BRACKET | |
| 9 | 114294001 | 1 | Oリング | O RING | |
| 10 | * | 1 | イトトリバネ | THREAD TAKE-UP SPRING | |
| 11 | 150551000 | 1 | イトユルメピン | TENSION RELEASE PIN | |
| 12 | 116922001 | 1 | イトチヨウシボウ | TENSION STUD | |
| 13 | S31032001 | 1 | イトチヨウシナツト | TENSION NUT | |
| 14 | * | 1 | イトチヨウシバネ | SPRING, TENSION | |
| 15 | 159805001 | 1 | イトチヨウシサラオサエ | DISC PRESSER, ;TENSION | |
| 16 | 145446001 | 2 | イトチヨウシサラ | DISC, ;TENSION | |
| 17 | 100402004 | 1 | トメネジ3.57 | SET SCREW, SM3.57 | |
| 18 | S10469001 | 1 | アナトメネジ5.95 | SET SCREW, SOCKET SM5.95 | |
| 19 | 115186001 | 1 | シュイトチヨウシボウ | TENSION STUD, ;MAIN | |
| 20 | 100136001 | 1 | イトチヨウシナツト | NUT, TENSION | |
| 21 | 115188001 | 1 | シュイトチヨウシバネ | SPRING, TENSION | |
| 22 | 145446001 | 2 | イトチヨウシサラ | DISC, ;TENSION | |
| 23 | 152889001 | 1 | ミツメイトカケ | THREAD RETAINER | |
| 24 | 062670612 | 2 | ナベコ357-40X6 | SCREW, PAN SM3.57-40X6 | |
| 25-1 | 152890001 | 1 | <デニム用> ハリボウイトアンナイA | <For Denim> THREAD GUIDE, A ;N-BAR | |
| 25-2 | S41222101 | 1 | <被服、メリヤス用> ハリボウイトアンナイB | <For Ordinary & Knitted material> THREAD GUIDE, B ;N-BAR | |
| 26 | 152891101 | 1 | ハリボウメタルDイトアンナイ | THREAD GUIDE, ;N-BAR BUSH | |
| 33 | S12441001 | 1 | チヨウシバネウエザガネ | WASHER | |
| 27 | 152881001 | 1 | " オプション部品 " | " OPTION PARTS " | |
| 28 | 014680622 | 1 | エキレイタイクミ | NEEDLE COOLER ASSY | |
| 29 | 152883000 | 1 | アナトメネジ4.37クボミ | SET SCREW, SOCKET (CP) SM4.37 | |
| 30 | 152884001 | 1 | フェルト8X15.5 | FELT, 8X15.5 | |
| 31 | 062670412 | 1 | エキレイイトカケ | THREAD GUIDE, ;N-COOLER | |
| | | | ナベコ357-40X4 | SCREW, PAN SM3.57-40X4 | |

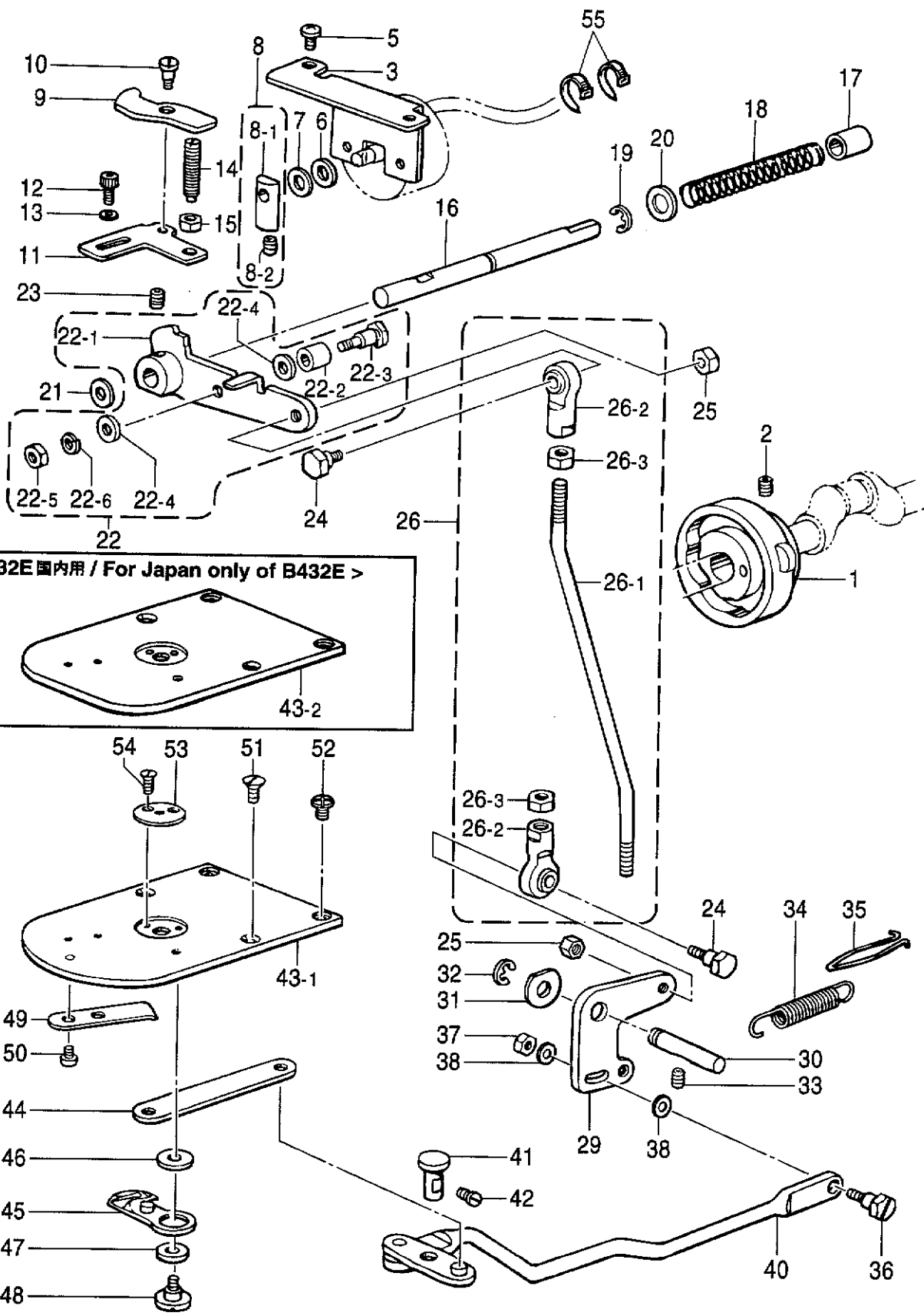
H. 糸巻關係 / Bobbin winder mechanism / Spuler / Mécanisme du bobineur / Mecanismo del devanador de la canilla



H. 糸巻関係 / Bobbin winder mechanism / Spuler / Mécanisme du bobineur /
Mecanismo del devanador de la canilla

| REF.NO. | CODE | Q'TY | ヒンメイ | NAME OF PARTS | RM |
|---------|-----------|------|---------------|-------------------------------|----|
| 1 | S37990409 | 1 | ウワフタクミ | TOP COVER ASSY | |
| 1-1 | S37991109 | 1 | ウワフタ | TOP COVER | |
| 1-2 | S37992100 | 1 | イトマキウデ | BOBBIN WINDER ARM | |
| 1-3 | S37993000 | 1 | イタバネ | SPRING, PLATE | |
| 1-4 | 048100142 | 1 | トメワジクヨウC10 | RETAINING RING, EXTERNAL C10 | |
| 1-5 | S37994001 | 1 | イトマキツメジク | STUD, ;B-WINDER CLAW | |
| 1-6 | S37995101 | 1 | ボビンオサエ | BOBBIN PRESSER | |
| 1-7 | 014679320 | 1 | アナトメネジ3.57クボミ | SET SCREW, SOCKET (CP) SM3.57 | |
| 1-8 | S37996001 | 1 | イトマキツメ | CLAW, ;B-WINDER | |
| 1-9 | 014680622 | 1 | アナトメネジ4.37クボミ | SET SCREW, SOCKET (CP) SM4.37 | |
| 1-10 | 048050342 | 1 | トメワE5 | RETAINING RING, E5 | |
| 1-11 | S37997001 | 1 | イトマキジク | SHAFT, ;B-WINDER | |
| 1-12 | 154528001 | 1 | イトマキクルマ | WHEEL, ;B-WINDER | |
| 1-13 | 120448001 | 1 | ゴムワ | RUBBER RING | |
| 1-14 | 120990001 | 2 | アタマツキトメネジ4.37 | SET SCREW, (CP) SM4.37-40X8 | |
| 1-15 | S10174000 | 1 | ホコリヨケイタ | DUST GUARD PLATE | |
| 1-16 | S37998001 | 1 | イトマキウデバネ | SPRING | |
| 1-17 | 157968001 | 1 | メス | KNIFE | |
| 1-18 | 062680512 | 1 | ナベコ437-40X5 | SCREW, PAN SM4.37-40X5 | |
| 1-19 | 159574101 | 1 | イトチヨウシボウ | TENSION STUD | |
| 1-20 | 100136001 | 1 | イトチヨウシナツト | NUT, TENSION | |
| 1-21 | 144110001 | 1 | シタルーバイトチヨウシバネ | TENSION ADJUSTING SPRING | |
| 1-22 | 145446001 | 2 | イトチヨウシサラ | DISC, ;TENSION | |
| 1-23 | 144105000 | 1 | チヨウシバネウエザガネ | FLANGE WASHER, ;T-SPRING | |
| 1-24 | 021680202 | 1 | ナツト2シユ4.37 | NUT, 2 SM4.37 | |
| 1-25 | 141590001 | 1 | イトトオシボウ | THREADING BAR, U | |
| 1-26 | 100022004 | 2 | ナツト5.95 | NUT, SM5.95 | |
| 1-27 | 025680232 | 1 | ヒラザガネチユウ4.37 | WASHER, PLAIN M 4.37 | |
| 2 | 062681212 | 2 | ナベコ437-40X12 | SCREW, PAN SM4.37-40X12 | |
| 3 | 062680612 | 1 | ナベコ4.37-40X6 | SCREW, PAN SM4.37-40X6 | |
| 4 | 025680232 | 3 | ヒラザガネチユウ4.37 | WASHER, PLAIN M 4.37 | |
| 5 | S47335101 | 1 | イトマキプーリクミ | BOBBIN WINDER PULLEY ASSY | |

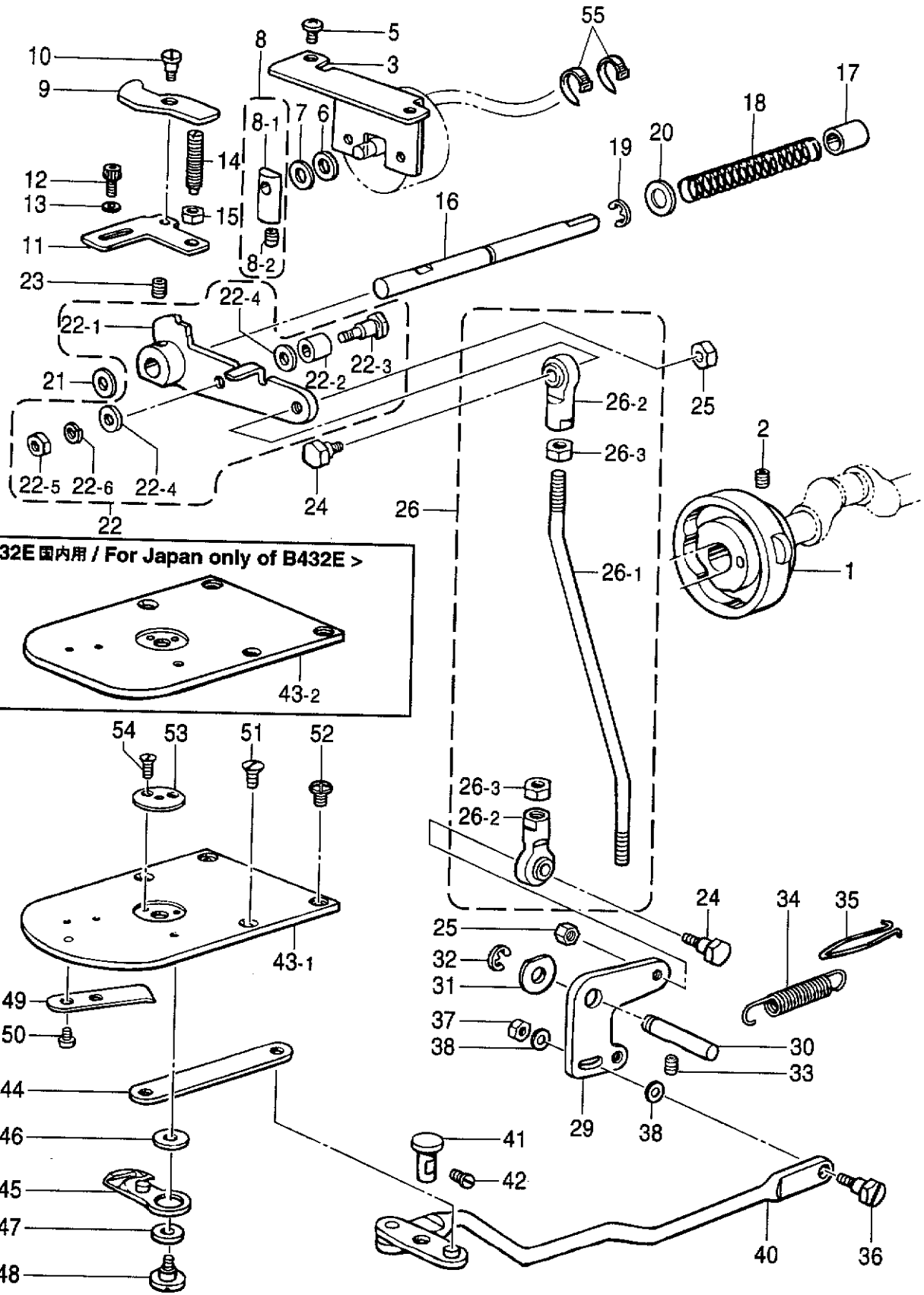
J. 糸切り関係 / Thread trimmer mechanism / Fadenabschneidevorrichtung /
 Mécanisme de coupe-fil / Mecanismo de la cortadura de hiros



J. 糸切り関係 / Thread trimmer mechanism / Fadenabschneidevorrichtung /
Mécanisme de coupe-fil / Mecanismo de la cortadura de hiros

| REF.NO. | CODE | Q'TY | ヒンメイ | NAME OF PARTS | RM |
|---------|-----------|------|--|---|-------------|
| 1 | S49629001 | 1 | イトキリカム | THREAD TRIMMER CAM | |
| 2 | 014770622 | 2 | アナトメネジ6.35クボミ | SET SCREW, SOCKET (CP) SM6.35 | |
| 3 | S38002201 | 1 | ソレノイドトリツケイタ | SETTING PLATE, ;SOLENOID | |
| 5 | 060681212 | 2 | バインド437-40X12 | SCREW, BIND SM4.37-40X12 | |
| 6 | 154599000 | 1 | ソレノイドクツシオン | CUSHION, ;SOLENOID | |
| 7 | S02652001 | 1 | ザガネ | WASHER | |
| 8 | S23836001 | 1 | ソレノイドレバークミ | SOLENOID LEVER ASSY | |
| 8-1 | S02654001 | 1 | ソレノイドレバー | SOLENOID LEVER | |
| 8-2 | 014680622 | 1 | アナトメネジ4.37クボミ | SET SCREW, SOCKET (CP) SM4.37 | |
| 9 | S38003101 | 1 | クドウレバーオシレバー | PUSHING LEVER, ;D-LEVER | |
| 10 | S49645001 | 1 | ダンネジ4.76 | SHOULDER SCREW, SM4.76 | |
| 11 | S38004002 | 1 | クドウレバーストツパ <記号2> | DRIVING LEVER STOPPER, H = 0.3 | Marked in 2 |
| 11 | S38004003 | 1 | クドウレバーストツパ <記号3> | DRIVING LEVER STOPPER, H = 0.6 | Marked in 3 |
| 11 | S38004004 | 1 | クドウレバーストツパ <記号4> | DRIVING LEVER STOPPER, H = 0.45 | Marked in 4 |
| 12 | 018681022 | 2 | アナボルト4.37X10 | BOLT, SOCKET SM4.37X10 | |
| 13 | 148847001 | 2 | ザガネ | WASHER, PLAIN 4.76 | |
| 14 | 159905001 | 1 | トメヌイチヨウセツネジ | ADJUSTING SCREW | |
| 15 | 105812003 | 1 | ナツト7.94 | NUT, SM7.94 | |
| 16 | S49644001 | 1 | クドウレバーアンナイジク | DRIVING LEVER SHAFT | |
| 17 | 231071001 | 1 | メタル8X15 | BUSH, 8X15 | |
| 18 | S32235001 | 1 | ヌノオサエバネ | SPRING, COMPRESSION | |
| 19 | 048070342 | 1 | トメワE7 | RETAINING RING, E7 | |
| 20 | 153596001 | 1 | ザガネ | WASHER | |
| 21 | 154596000 | 1 | イトキリカムレバークツシオン | CUSHION | |
| 22 | S49646001 | 1 | イトキリクドウレバークミ | TR-DRIVING LEVER ASSY | |
| 22-1 | S49647001 | 1 | イトキリクドウレバー | TR-DRIVING LEVER | |
| 22-2 | 153597001 | 1 | シタイトサバキカラー | RETAINER COLLAR, ;L-THREAD | |
| 22-3 | S30033001 | 1 | ダンネジ3.57 | SHOULDER SCREW, SM3.57 | |
| 22-4 | 148813001 | 2 | ザガネ | WASHER | |
| 22-5 | 106129001 | 1 | ナツト3.57 | NUT, SM3.57 | |
| 22-6 | 028350242 | 1 | バネザガネ2-3.5 | WASHER, SPRING 2-3.5 | |
| 23 | 014770622 | 1 | アナトメネジ6.35クボミ | SET SCREW, SOCKET (CP) SM6.35 | |
| 24 | S02354001 | 2 | タマツギテダンネジB | SHOULDER SCREW, B | |
| 25 | 100022005 | 2 | ナツト5.95 | NUT, SM5.95 | |
| 26 | S49648001 | 1 | イトキリロツドクミ | THREAD TRIMMER ROD ASSY | |
| 26-1 | S49649001 | 1 | イトキリロツド | THREAD TRIMMER ROD | |
| 26-2 | 141492001 | 2 | タマツギテクミ | JOINT ASSY | |
| 26-3 | 100022005 | 2 | ナツト5.95 | NUT, SM5.95 | |
| 29 | S49650001 | 1 | イトキリレバー | THREAD TRIMMER LEVER | |
| 30 | S10195001 | 1 | イトキリレバージク | SHAFT, ;THREAD TRIMMER LEVER | |
| 31 | 110367001 | 1 | ザガネ | WASHER, PLAIN SPECIAL 8 | |
| 32 | 048060342 | 1 | トメワE6 | RETAINING RING, E6 | |
| 33 | 014760622 | 1 | アナトメネジ5.95 | SET SCREW, SOCKET SM5.95 | |
| 34 | S38011001 | 1 | イトキリモドシバネ | SPRING, EXTENSION | |
| 35 | S49651001 | 1 | バネカケ | SPRING HOOK | |
| 36 | 110233001 | 1 | ダンネジ4.76 | SHOULDER SCREW, SM4.76 | |
| 37 | 110161004 | 1 | ナツト4.76 | NUT, SM4.76 | |
| 38 | S49994001 | 2 | ザガネ4.76 | WASHER, PLAIN 4.76 | |
| 40 | S38012001 | 1 | レンカンレバークミ | CONNECTING ROD LEVER ASSY | |
| 41 | S10202101 | 1 | レンカンレバージク | LEVER SHAFT | |
| 42 | 121007001 | 1 | アタマツキトメネジ4.37 | SET SCREW, SM4.37 | |
| 43-1 | S38015001 | 1 | <B430E,B431E,B433E, B432E輸出用> ハリイタ | <For B430E,B431E,B433E & Export of B432E> NEEDLE PLATE | |
| 43-2 | S40916001 | 1 | <B432E国内用> ハリイタC | <For Japan only of B432E> NEEDLE PLATE, C | |

J. 糸切り関係 / Thread trimmer mechanism / Fadenabschneidevorrichtung /
 Mécanisme de coupe-fil / Mecanismo de la cortadura de hiros



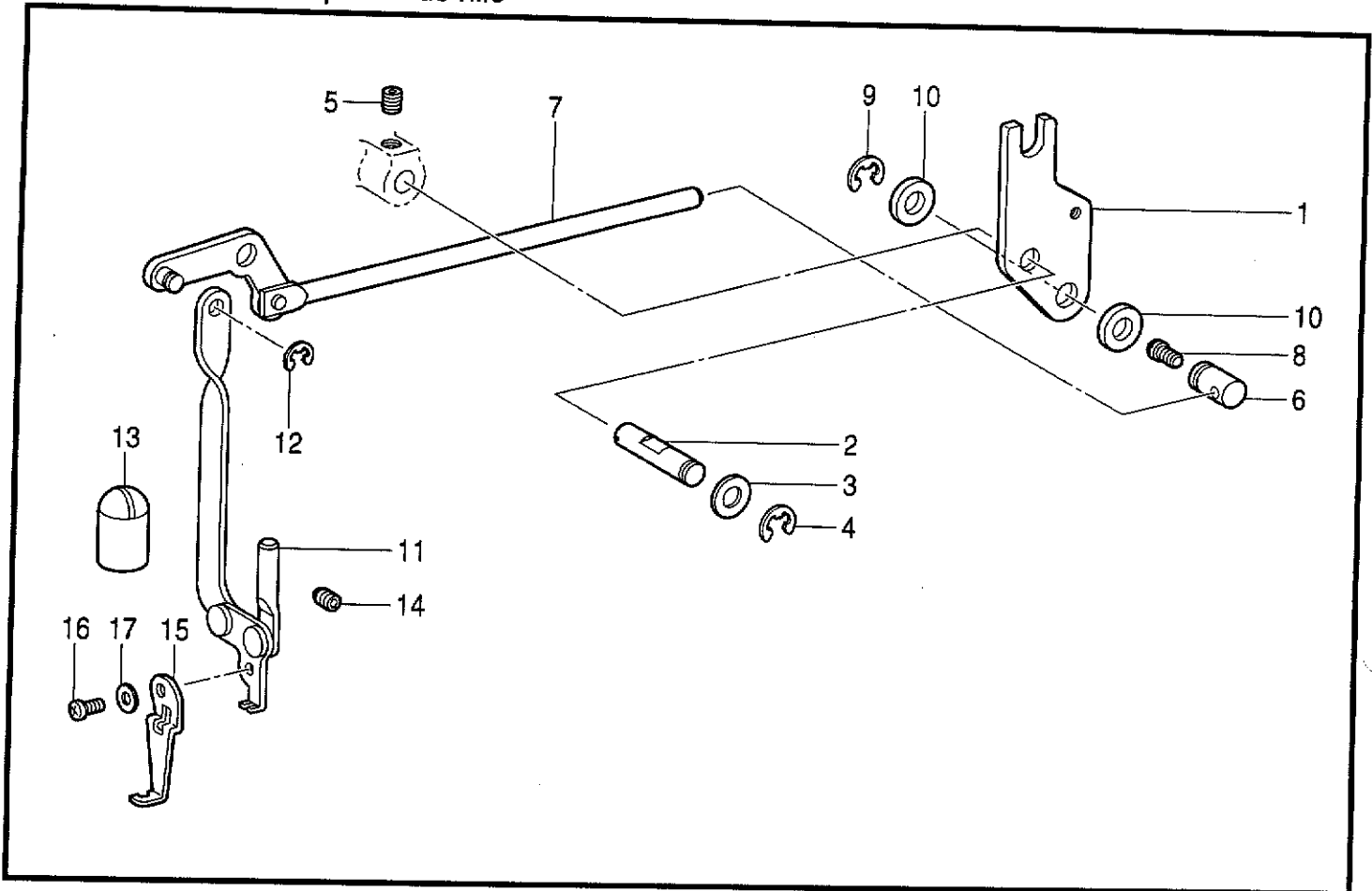
< B432E 国内用 / For Japan only of B432E >

43-2

J. 糸切り関係 / Thread trimmer mechanism / Fadenabschneidevorrichtung /
 Mécanisme de coupe-fil / Mecanismo de la cortadura de hiros

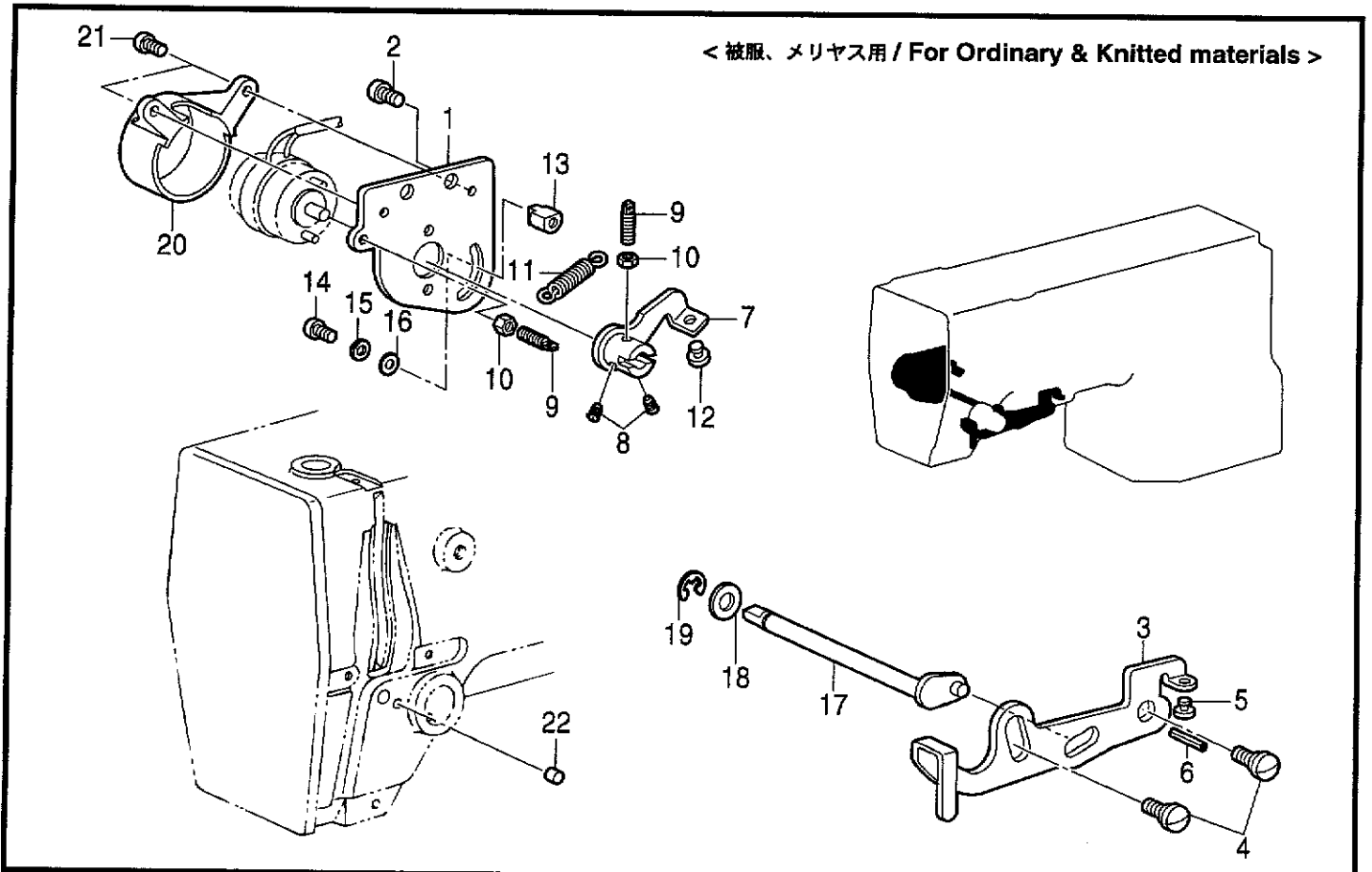
| REF.NO. | CODE | Q'TY | ヒンメイ | NAME OF PARTS | RM |
|---------|-----------|------|-------------------------|--|----|
| 44 | S38016001 | 1 | イトキリレンカン | THREAD TRIMMER CONNECTING ROD | |
| 45 | S10205001 | 1 | イドウハクミ | MOVABLE KNIFE ASSY | |
| 46 | S10208001 | 1 | イドウハカンザ <t=0.4> | SPACER, MOVABLE KNIFE T = 0.4 .. <t=0.4> | |
| 46 | S10208002 | 1 | イドウハカンザ <t=0.5> | SPACER, MOVABLE KNIFE T = 0.5 .. <t=0.5> | |
| 46 | S10208003 | 1 | イドウハカンザ <t=0.6> | SPACER, MOVABLE KNIFE T = 0.6 .. <t=0.6> | |
| 47 | S00705001 | 1 | イドウハカラー | COLLAR, MOVABLE KNIFE | |
| 48 | S10209101 | 1 | シメネジ4.37 | SCREW, SM4.37 | |
| 49 | S10210201 | 1 | コテイハ | FIXED KNIFE | |
| 50 | 111140002 | 2 | シメネジ2.38 | SCREW, SM2.38 | |
| 51 | 100032004 | 2 | サラネジ4.37 | SCREW, FLAT SM4.37-40X8 | |
| 52 | S11244001 | 2 | シメネジ4.37 | SCREW, SM4.37 | |
| 53 | ※ | 1 | ハリアナイタ | NEEDLE HOLE PLATE | |
| 54 | 100360003 | 2 | サラネジ2.38 | SCREW, FLAT SM2.38 | |
| 55 | 228475000 | 2 | ケツソクバンド1.9X80 | FASTENING BAND, 1.9X80 | |

K. 糸払い関係 / Thread wiper mechanism / Fadenwischvorrichtung / Mécanisme de tire-fil / Mecanismo del limpiador de hilo



118-V30-405

L. 糸取り関係 / Thread take-up mechanism / Fadenabnahmevorrichtung / Releveur de fil / Mecanismo de tirahilos



118-V30-408

K. 糸払い関係 / Thread wiper mechanism / Fadenwischvorrichtung / Mécanisme de tire-fil / Mecanismo del limpiador de hilo

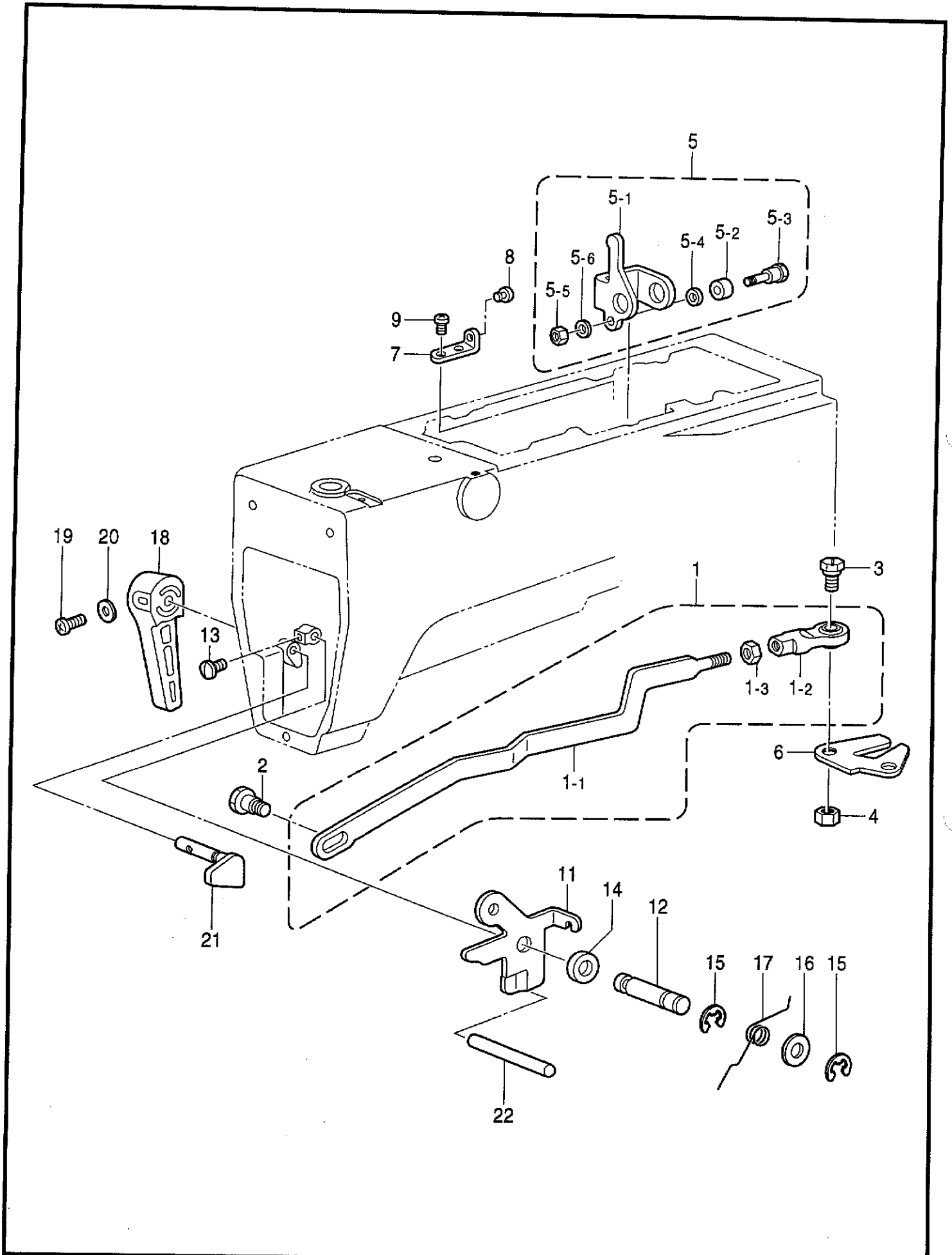
| REF.NO. | CODE | Q'TY | ヒンメイ | NAME OF PARTS | RM |
|---------|-----------|------|----------------------------|--|----|
| 1 | S49652101 | 1 | ワイパークドウレバー | DRIVING LEVER, ;THREAD WIPER | |
| 2 | 152822101 | 1 | ワイパーシク | SHAFT, ;THREAD WIPER | |
| 3 | 025770232 | 1 | ヒラザガネチユウ6.35 | WASHER, PLAIN M 6.35 | |
| 4 | 048040342 | 1 | トメワE4 | RETAINING RING, E4 | |
| 5 | 014760622 | 1 | アナトメネジ5.95 | SET SCREW, SOCKET SM5.95 | |
| 6 | S38024001 | 1 | ワイパーロッドシク | THREAD WIPER ROD SHAFT | |
| 7 | S38025001 | 1 | ワイパーロッドクミ | THREAD WIPER ROD ASSY | |
| 8 | 145992001 | 1 | アタマツキトメネジ4.37 | SET SCREW, SM4.37 | |
| 9 | 048060342 | 1 | トメワE6 | RETAINING RING, E6 | |
| 10 | 116629001 | 2 | ザガネ | WASHER | |
| 11 | 152823001 | 1 | <B430E,B433E用> ワイパーウデクミ | <For B430E & B433E> THREAD WIPER ARM ASSY | |
| 11 | S41284201 | 1 | <B431E,B432E用> ワイパーウデクミ | <For B431E & B432E> THREAD WIPER ARM ASSY | |
| 12 | 048030342 | 1 | トメワE3 | RETAINING RING, E3 | |
| 13 | 152827009 | 1 | オイルキリセン | OIL CAP | |
| 14 | 014710522 | 1 | アナトメネジ4.76クボミ | SET SCREW, SOCKET (CP) SM4.76 | |
| 15 | 156206001 | 1 | ワイパーA | THREAD WIPER, A | |
| 16 | 062670512 | 1 | ナベコ357-40X5 | SCREW, PAN SM3.57-40X5 | |
| 17 | 025350132 | 1 | ヒラザガネシヨウ | WASHER, PLAIN S 3.5 | |

118-V30-405

L. 糸取り関係 / Thread take-up mechanism / Fadenabnahmevorrichtung / Releveur de fil / Mecanismo de tirahilos

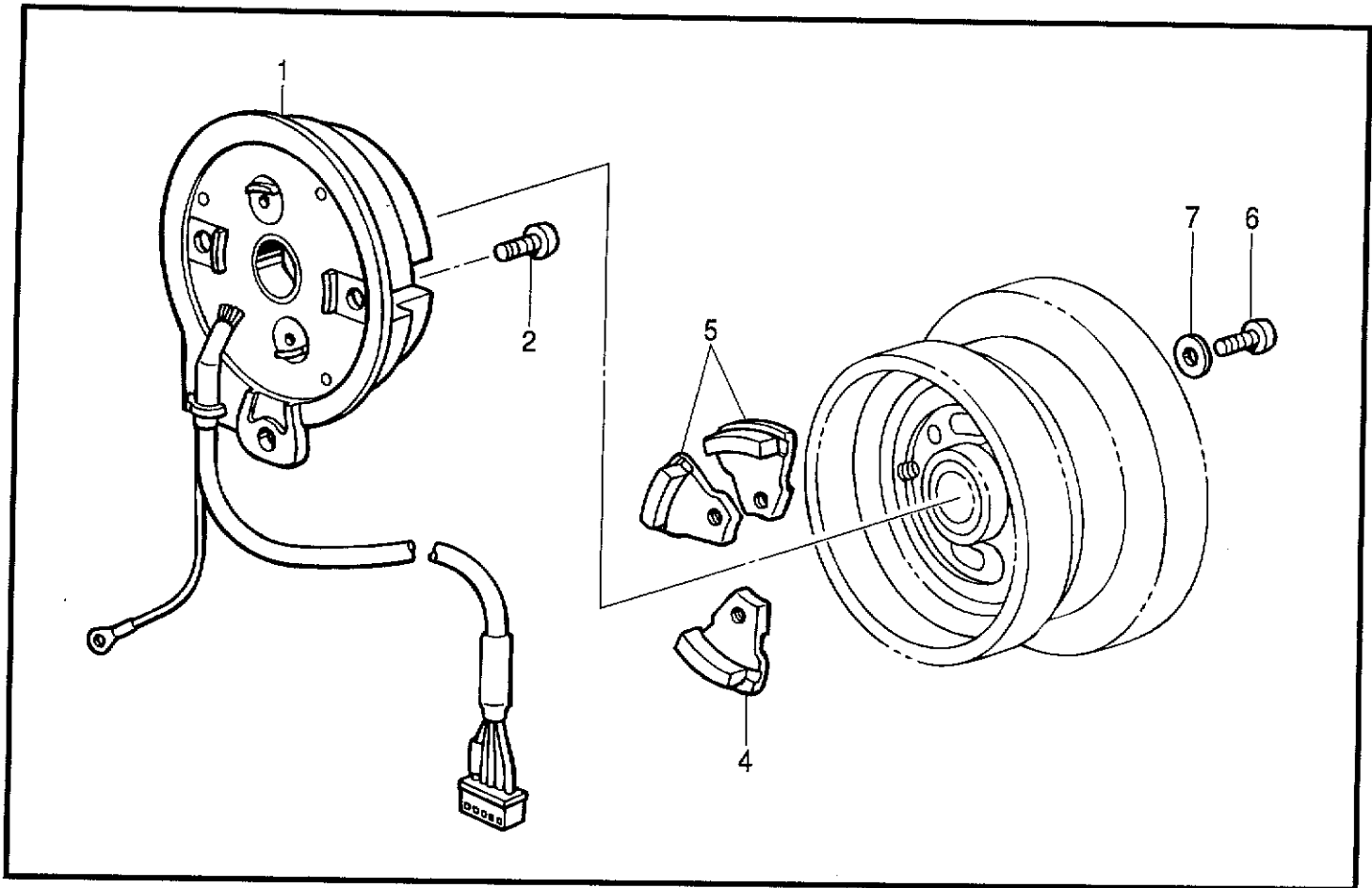
| REF.NO. | CODE | Q'TY | ヒンメイ | NAME OF PARTS | RM |
|---------|-----------|------|---------------|------------------------------------|----|
| | | | <被服、メリヤス用> | <For Ordinary & Knitted materials> | |
| 1 | S49659001 | 1 | ソレノイドトリツケイタ | SETTING PLATE, ;SOLENOID | |
| 2 | 062710812 | 2 | ナベコ476-32X8 | SCREW, PAN SM4.76-32X8 | |
| 3 | S49660001 | 1 | イトトリレバー | LEVER | |
| 4 | 107321003 | 2 | ダンネジ4.76 | SHOULDER SCREW, SM4.76 | |
| 5 | S19748001 | 1 | サドウ克蘭ククツシオン | CUSHION | |
| 6 | 047401442 | 1 | スプリングピンAW4 | PIN, SPRING ROLL AW4 | |
| 7 | S49661001 | 1 | ソレノイドツギテ | SOLENOID JOINT | |
| 8 | S01998001 | 2 | アタマツキトメネジ3.57 | SET SCREW, SM3.57 | |
| 9 | 110251001 | 2 | ヌノオサエウデバネカケ | SPRING HOOK | |
| 10 | 021670102 | 2 | ナツト1シユ3.57 | NUT, 1 SM3.57 | |
| 11 | S34883001 | 1 | イトキリバネ | SPRING, EXTENSION | |
| 12 | S19748001 | 1 | サドウ克蘭ククツシオン | CUSHION | |
| 13 | S49663001 | 1 | ナツト3.57 | NUT, SM3.57 | |
| 14 | 062671012 | 1 | ナベコ357-40X10 | SCREW, PAN SM3.57-40X10 | |
| 15 | 028350242 | 1 | バネザガネ2-3.5 | WASHER, SPRING 2-3.5 | |
| 16 | 025350332 | 1 | ヒラザガネダイ3.5 | WASHER, PLAIN L 3.5 | |
| 17 | S49662001 | 1 | イトトリレバークランク | CRANK, ;THREAD TAKE-UP LEVER | |
| 18 | 155559001 | 1 | ヒラザガネ | WASHER, PLAIN | |
| 19 | 048040342 | 1 | トメワE4 | RETAINING RING, E4 | |
| 20 | S49664000 | 1 | イトトリソレノイドカバー | COVER, ;THR. TAKE-UP SOLENOID | |
| 21 | 062670812 | 2 | ナベコ3.57-40X8 | SCREW, PAN SM3.57-40X8 | |
| 22 | S20878000 | 1 | ゴムセン5.3 | RUBBER CAP, 5.3 | |

118-V30-408



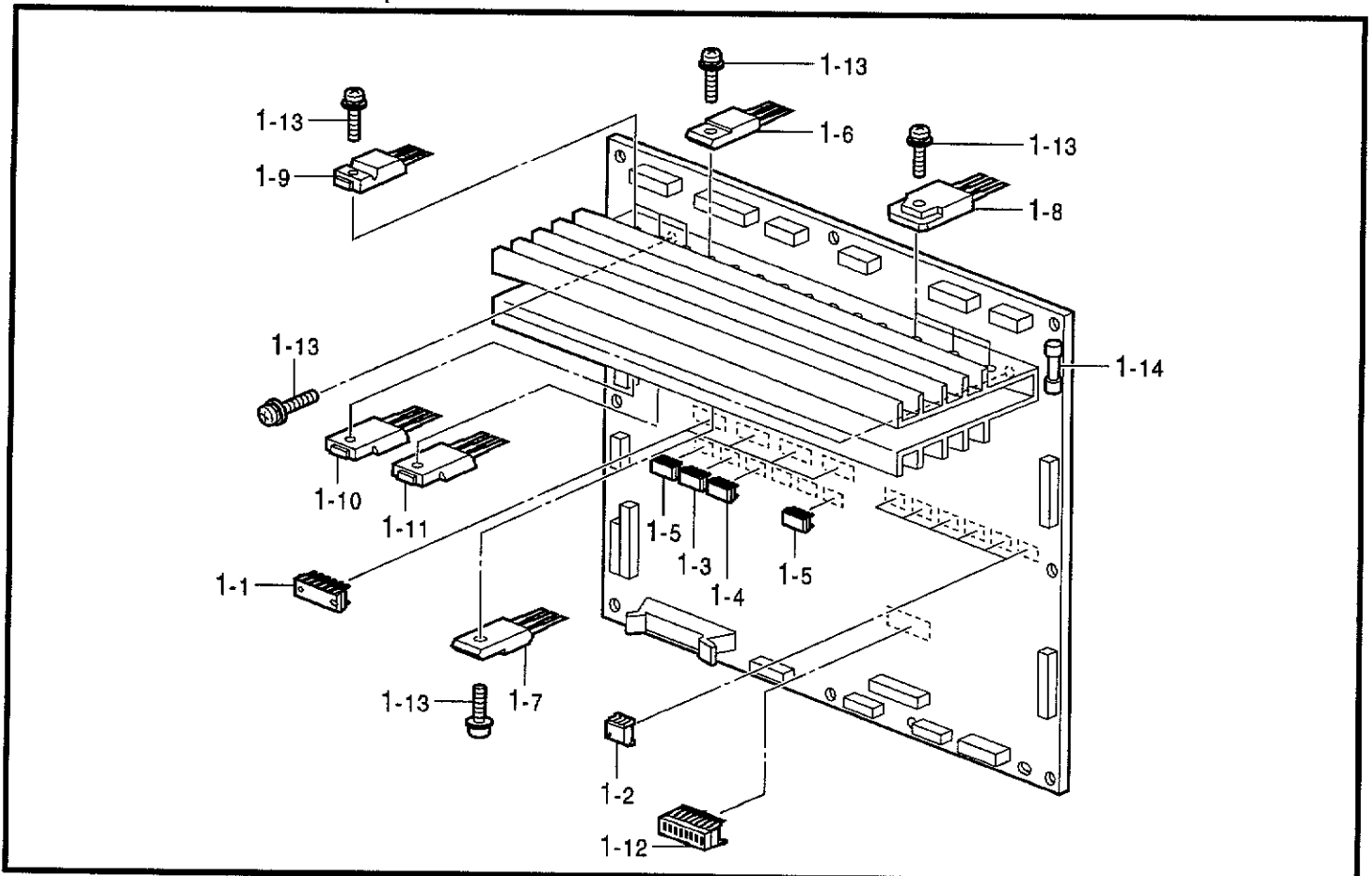
M.糸締メ関係 / Thread nipper mechanism / Fadenspannvorrichtung / Mécanisme de pince-fil / Mecanismo de la mordaza para hilo

| REF.NO. | CODE | Q'TY | ヒンメイ | NAME OF PARTS | RM |
|---------|-----------|------|---------------|-------------------------------|----|
| 1 | S49665001 | 1 | イトユルメロツドクミ | TENSION RELEASE ROD ASSY | |
| 1-1 | S49666001 | 1 | イトユルメロツド | TENSION RELEASE ROD | |
| 1-2 | 141492001 | 1 | タマツギテクミ | JOINT ASSY | |
| 1-3 | 100022005 | 1 | ナツト5.95 | NUT, SM5.95 | |
| 2 | 145478101 | 1 | ダンネジ4.76 | SHOULDER SCREW, SOCKET SM4.76 | |
| 3 | S02354001 | 1 | タマツギテダンネジB | SHOULDER SCREW, B | |
| 4 | 100022005 | 1 | ナツト5.95 | NUT, SM5.95 | |
| 5 | S49653001 | 1 | イトユルメクドウレバークミ | T-RELEASE DRIVING LEVER ASSY | |
| 5-1 | S49654001 | 1 | イトユルメクドウレバー | TENSION RELEASE DRIVING LEVER | |
| 5-2 | 153597001 | 1 | シタイトサバキカラー | RETAINER COLLAR, ;L-THREAD | |
| 5-3 | S30033001 | 1 | ダンネジ3.57 | SHOULDER SCREW, SM3.57 | |
| 5-4 | S49655001 | 1 | カラー | COLLAR | |
| 5-5 | 106129002 | 1 | ナツト3.57 | NUT, SM3.57 | |
| 5-6 | 028350242 | 1 | バネザガネ2-3.5 | WASHER, SPRING 2-3.5 | |
| 6 | S49656001 | 1 | イトユルメレバーU | TENSION RELEASE LEVER, U | |
| 7 | S49657001 | 1 | ユルメレバーUストツパ | STOPPER, U | |
| 8 | S19748001 | 1 | サドウ克蘭ククツション | CUSHION | |
| 9 | 062680812 | 2 | ナベコ437-40X8 | SCREW, PAN SM4.37-40X8 | |
| 11 | S38032001 | 1 | イトユルメレバー | TENSION RELEASE LEVER | |
| 12 | S46734001 | 1 | オサエアゲレバーク | SHAFT, P-BAR LIFTER LEVER | |
| 13 | S01998001 | 1 | アタマツキトメネジ3.57 | SET SCREW, SM3.57 | |
| 14 | S38033001 | 1 | カラー13 | COLLAR, 13 | |
| 15 | 048040342 | 2 | トメワE4 | RETAINING RING, E4 | |
| 16 | 109763002 | 1 | ザガネ | WASHER | |
| 17 | 145475101 | 1 | オサエアゲレバーバネ | SPRING | |
| 18 | S31006001 | 1 | オサエアゲテコ | PRESSER BAR LIFTER | |
| 19 | 062351216 | 1 | ナベコ35X12 | SCREW, PAN M3.5X12 | |
| 20 | 102707001 | 1 | ザガネ | WASHER | |
| 21 | S31952001 | 1 | オサエアゲ克蘭ク | PRESSER BAR LIFTER CRANK | |
| 22 | S10239001 | 1 | イトユルメボウ | TENSION RELEASE STUD | |



P . プリント基板関係 / Printed circuit board mechanism / Leiterplatten / Circuits imprimés /
 Tableros de circuitos impresos

118-V30-501



118-V30-518

N. 針位置検出器関係 / Synchronizer / Synchronisator / Synchronisateur / Sincronizador

| REF.NO. | CODE | Q'TY | ヒンメイ | NAME OF PARTS | RM |
|---------|-----------|------|--------------|-------------------------|----|
| 1 | S48666001 | 1 | シンクロナイザクミ | SYNCHRONIZER ASSY | |
| 2 | 062400806 | 2 | ナベコ4X8 | SCREW, PAN M4X8 | |
| 4 | S38080001 | 1 | ハリシタジシャククミ | MAGNET ASSY, D | |
| 5 | S38082001 | 2 | ハリウエジシャククミ | MAGNET ASSY, U | |
| 6 | 062681412 | 3 | ナベコ437-40X14 | SCREW, PAN SM4.37-40X14 | |
| 7 | 025680132 | 3 | ヒラザガネシヨウ4.37 | WASHER, PLAIN S 4.37 | |

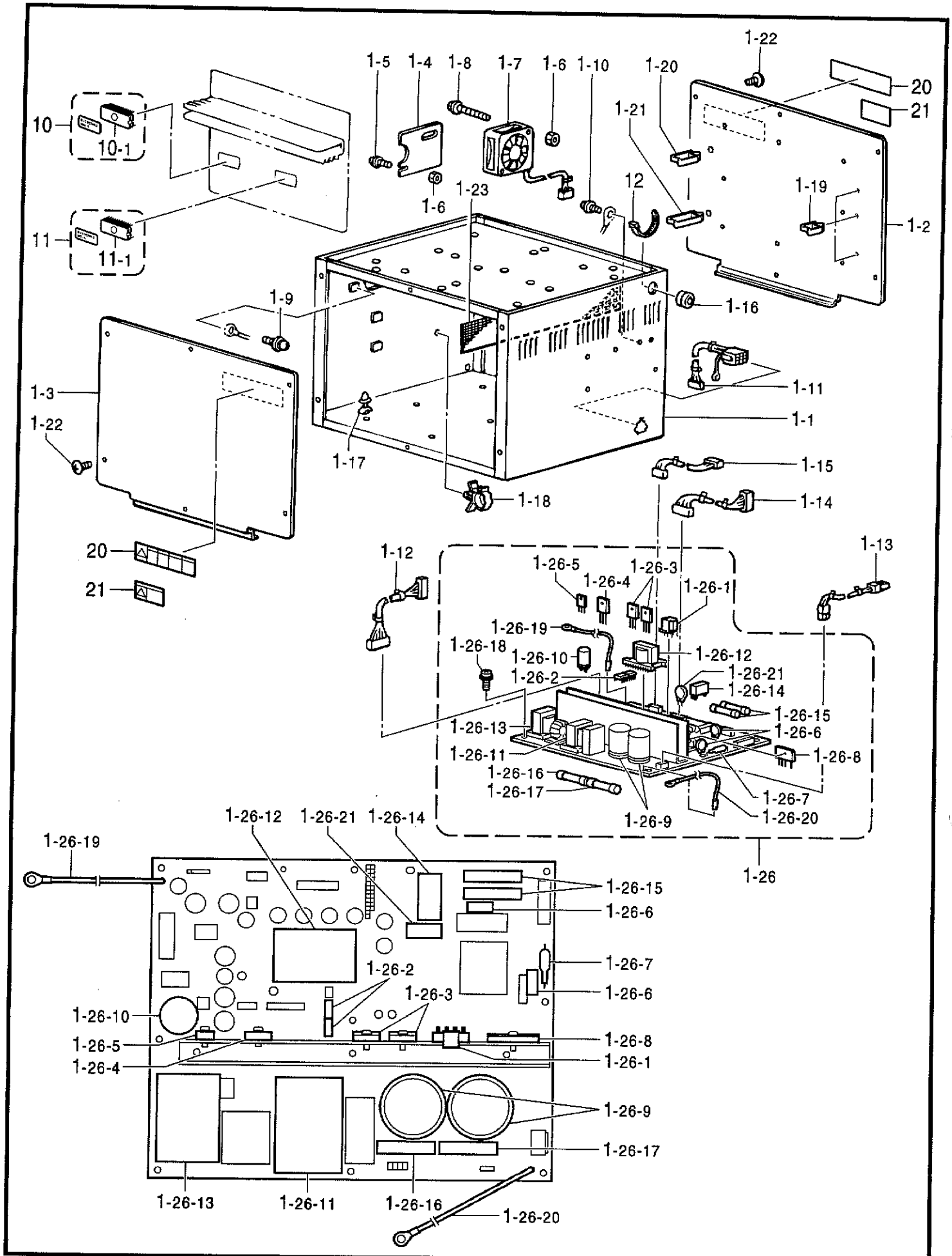
118-V30-501

P. プリント基板関係 / Printed circuit board mechanism / Leiterplatten / Circuits imprimés /
Tableros de circuitos impresos

| REF.NO. | CODE | Q'TY | ヒンメイ | NAME OF PARTS | RM |
|---------|-----------|------|-----------------|-------------------------------|----|
| 1 | S49479001 | 1 | メインキバンクミ | MAIN CIRCUIT BOARD ASSY | |
| 1-1 | S29019000 | 4 | ICM54640P | IC:M54640P | |
| 1-2 | S43178000 | 6 | PHカブラPC9231 | PHOTO COUPLER, :PC9231 | |
| 1-3 | 093650008 | 1 | CMOSIC74HC08F | IC :74HC08F | |
| 1-4 | 093650032 | 1 | CMOSIC74HC32F | IC :74HC32F | |
| 1-5 | 091170009 | 2 | BIPIC74LS09F | IC:74LS09F-T | |
| 1-6 | S49484000 | 8 | MOSFETFS10KMJ-2 | TRANSISTOR, FET :10KMJ-2 | |
| 1-7 | S49485000 | 8 | MOSFETFX6KMJ-2 | TRANSISTOR, FET :6KMJ-2 | |
| 1-8 | S49471000 | 6 | MOSFETFK18SM-12 | TRANSISTOR, FET :18SM-12 | |
| 1-9 | S38155000 | 3 | MOSFET2SK1306 | TRANSISTOR, :2SK1306 | |
| 1-10 | S50645000 | 1 | MOSFET2SK1307 | TRANSISTOR, FET :2SK1307 | |
| 1-11 | S49486000 | 1 | MOSFET2SJ222 | TRANSISTOR, FET :2SJ222 | |
| 1-12 | U32744000 | 1 | DIPSWDSS708 | DIP SWITCH:DS5708 | |
| 1-13 | 0A4301005 | 31 | +ナベザクミ3X10DA | SCREW, PAN (S/P WASHER) M3X10 | |
| 1-14 | S48578000 | 1 | GFUSE5AFBリードツキ | GLASS FUSE, 5A ;W/LEED WIRE | |

118-V30-518

Q1 . コントロールボックス関係 / Control box mechanism / Schaltkasten /
 Mécanisme du boîtier de contrôle / Mecanismo de la caja de controles



Q1. コントロールボックス関係 / Control box mechanism / Schaltkasten /
Mécanisme du boîtier de contrôle / Mecanismo de la caja de controles

| REF.NO. | CODE | Q'TY | ヒンメイ | NAME OF PARTS | RM |
|---------|-----------|------|-----------------|--------------------------------|----|
| 1 | S49467001 | 1 | ボックスミ | BOX ASSY | |
| 1-1 | S49468001 | 1 | デンゲンボックス | POWER SUPPLY BOX | |
| 1-2 | S49469001 | 1 | メインキバントリツケイタ | SETTING PLATE, ;MAIN PCB | |
| 1-3 | S49470001 | 1 | ボックスフタ | BOX COVER | |
| 1-4 | S38093000 | 1 | コードオサエイタ | HOLDER PLATE | |
| 1-5 | 0A5401206 | 2 | +ナベザクミ 4X12DB | SCREW, PAN (S/P WASHER) M4X12 | |
| 1-6 | 021400206 | 2 | 2シユナツト4 | NUT, 2 M4 | |
| 1-7 | S47692000 | 1 | DCファンモータクミ | FAN MOTOR ASSY, DC | |
| 1-8 | 0A5403006 | 2 | +ナベザクミ 4X30DB | SCREW, PAN (S/P WASHER) M4X30 | |
| 1-9 | 0A5400806 | 1 | +ナベザクミ 4X8DB | SCREW, PAN (S/P WASHER) M4X8 | |
| 1-10 | 0A5401206 | 2 | +ナベザクミ 4X12DB | SCREW, PAN (S/P WASHER) M4X12 | |
| 1-11 | S42260000 | 1 | フツトSWコード434クミ | FOOT SWITCH HARNESS ASSY, 434 | |
| 1-12 | S38107100 | 1 | セイギヨデンゲンコード | POWER SUPPLY HARNESS, CONTROL | |
| 1-13 | S38108000 | 1 | モータデンゲンコード | POWER SUPPLY HARNESS, MOTOR | |
| 1-14 | S38109100 | 1 | ゲートデンゲンコード | POWER SUPPLY HARNESS, H-P | |
| 1-15 | S38110000 | 1 | PERコード | POWER HARNESS | |
| 1-16 | S11949000 | 1 | ゴムブツシユ | RUBBER BUSH | |
| 1-17 | S00554000 | 17 | サポート6NS | SUPPORT, 6NS | |
| 1-18 | S31760000 | 2 | CKSクランプ26L | CORD CLAMP, 26-L | |
| 1-19 | S43275000 | 6 | コードクランプWS2NS | CORD CLAMP, WS2NS | |
| 1-20 | S43276000 | 4 | コードクランプWS3NS | CORD CLAMP, WS3NS | |
| 1-21 | S43277000 | 1 | コードクランプWS4NS | CORD CLAMP, WS4NS | |
| 1-22 | 008400604 | 12 | +トラスコ4X6 | SCREW, TRUSS M4X6 | |
| 1-23 | S38116000 | 1 | ボウジンアミ | FRAGMENT PROTECTOR NET | |
| 1-26 | S49939001 | 1 | デンゲンキバンクミ | POWER SUPPLY PCB ASSY | |
| 1-26-1 | S43177000 | 1 | ICMA3830 | IC, :MA3830 | |
| 1-26-2 | S43184000 | 2 | PHカブラPC923 | PHOTO COUPLER, ;PC923 | |
| 1-26-3 | S49586000 | 2 | MOSFET2SK1941 | TRANSISTOR, FET ;2SK1941 | |
| 1-26-4 | S43180000 | 1 | FRDPG905C4 | DIODE, :PG905C4 | |
| 1-26-5 | S38203000 | 1 | SBDYG802C04R | DIODE, :YG8022C04R | |
| 1-26-6 | S38201000 | 2 | バリスタV14D471 | VARISTOR, :V14D471 | |
| 1-26-7 | 232384001 | 1 | SアブソバDSA362MA | SURGE ABSORBER, ;DSA362MA | |
| 1-26-8 | S49071000 | 1 | DBRD25XB60 | DIODE BRIDGE, :25XB60 | |
| 1-26-9 | S38205000 | 1 | デンC250B182 | CAPACITOR, :250B182 | |
| 1-26-10 | S38206000 | 1 | デンC63B272 | CAPACITOR, :63B272 | |
| 1-26-11 | S43175000 | 1 | トランスETS54AA159 | TRANSFORMER, ALUM-ELEC:54AA159 | |
| 1-26-12 | S43176000 | 1 | トランスETS35AD199 | TRANSFORMER, ALUM-ELEC:35AD199 | |
| 1-26-13 | S43181000 | 1 | コイルETS49AD289AC | COIL, :49AD289AC | |
| 1-26-14 | S38208000 | 1 | RYJW1AFSND5V | RELAY, :JW1AFSN | |
| 1-26-15 | 153242000 | 2 | ヒューズ6A | FUSE, 6A | |
| 1-26-16 | S08030000 | 1 | Gヒューズ5AFB | FUSE, 5A ;FB | |
| 1-26-17 | S48580000 | 1 | GFUSE7AFB | FUSE, 7A ;FB | |
| 1-26-18 | 0A4301005 | 8 | +ナベザクミ 3X10DA | SCREW, PAN (S/P WASHER) M3X10 | |
| 1-26-19 | S43189000 | 1 | PCBE1コード | HARNESS, PC-BE1 | |
| 1-26-20 | S43187000 | 1 | PCBE2コード | HARNESS, PC-BC2 | |
| 1-26-21 | S49472000 | 1 | サーミスタ6D-22 | THERMISTOR :6D-22 | |
| 10 | S49477000 | 1 | PROMセイギヨクミ | PROM ASSY, CONTROL | |
| 10-1 | UA4817000 | 1 | MOSLSI27C2001 | EPROM:27C2001 | |

118-V30-502

- ☆ RM欄に※が付いている部品をご注文頂きますと、基板等必要な部品が一式入ったセットになっております。
- ☆ When ordering parts which have an asterisk (※) in the RM column, these parts will be supplied as a set together with other necessary parts such as circuit boards.
- ☆ Bei Bestellung von Teile mit einem Asterrikus (※) aus der Kolonne RM werden diese Teile als Saatz, zusammen mit anderen notwendigen tilen, wie Schaltplatimen geliefert.
- ☆ Si l'on commande des pièces désignées par un astérisque (※) dans la colonne RM, ces pièces seront fournies en jeu avec les autres pièces nécessaires telles que des plaquettes.
- ☆ Al ordenar partes que tienen un asterisco (※) en la columna RM, estas partes serán suministradas como un juego junto con otras partes necesarias como los tableros de circuitos.

Q1. コントロールボックス関係 / Control box mechanism / Schaltkasten /
 Mécanisme du boîtier de contrôle / Mecanismo de la caja de controles

| REF.NO. | CODE | Q'TY | ヒンメイ | NAME OF PARTS | RM |
|------------------|-------------------------------------|-------------|--|--|----|
| 11 11-1 12 | S49478000 S38143000 228475000 | 1 1 1 | PROMモータクミ CM0SLSI27C512 ケツソクバンド1.9X80 | PROM ASSY, MOTOR CMOS LSI, 27C512 FASTENING BAND, 1.9X80 | |
| 20 | S38352101 | 2 | <輸出用> デンゲキラベル,4カコク | <For Export only> LABEL, ELEC. SHOCK 4 LANG. | |
| 21 | S38353101 | 2 | <国内用> デンゲキラベル,ワ | <For Japan only> ----- | |
| H-1 | S49501001 | 1 | <B430E,B431E,B432E用> <三相200V,220V用> ボックスソウクミA1 | <For B430E,B431E & B432E> <For "3-Phase 200V & 220V AC"> BOX SET, A1 3-P. ;200/220V AC | ※ |
| H-2 | S49502001 | 1 | <単相220V,230V用> ボックスソウクミA2 | <For "1-Phase 200V & 230V AC"> BOX SET, A2 1-P. ;220/230V AC | ※ |
| H-3 | S49503001 | 1 | <単相100V用> ボックスソウクミB1 | <For Japan only> ----- | ※ |
| H-4 | S49504001 | 1 | <単相110V,120V用> ボックスソウクミB2 | <For "1-Phase 110V & 120V AC"> BOX SET, B2 ;1-P. 110V AC | ※ |
| H-5 | S49505001 | 1 | <三相415V用> ボックスソウクミC1 | <For "3-Phase 415V AC"> BOX SET, C1 ;3-P. 415V AC | ※ |
| H-6 | S49506001 | 1 | <三相380V用> ボックスソウクミC2 | <For "3-Phase 380V AC"> BOX SET, C2 ;3-P. 380V AC | ※ |
| H-7 | S49507001 | 1 | <単相240V用> ボックスソウクミC3 | <For "1-Phase 240V AC"> BOX SET, C3 ;1-P. 240V AC | ※ |
| H-8 | S49508001 | 1 | <三相400V用> ボックスソウクミE | <For "3-Phase 400V AC"> BOX SET, E ;3-P. 400V AC | ※ |
| H-9 | S49509001 | 1 | <単相230V用> ボックスソウクミF | <For "1-Phase 230V AC"> BOX SET, F ;1-P. 230V AC | ※ |
| H-1 | S49501002 | 1 | <B433E用> <三相200V,220V用> ボックスソウクミA1 | <For B433E> <For "3-Phase 200V & 220V AC"> BOX SET, A1 ;3-P. 200/220V AC | ※ |
| H-2 | S49502002 | 1 | <単相220V,230V用> ボックスソウクミA2 | <For "1-Phase 200V & 230V AC"> BOX SET, A2 ;1-P. 220/230V AC | ※ |

118-V30-502

- ☆ RM欄に※が付いている部品をご注文頂きますと、基板等必要な部品が一式入ったセットになっております。
- ☆ When ordering parts which have an asterisk (※) in the RM column, these parts will be supplied as a set together with other necessary parts such as circuit boards.
- ☆ Bei Bestellung von Teile mit einem Asterrikus (※) aus der Kolonne RM werden diese Teile als Saatz, zusammen mit anderen notwendigen tilen, wie Schaltplatimen geliefert.
- ☆ Si l'on commande des pièces désignées par un astérisque (※) dans la colonne RM, ces pièces seront fournies en jeu avec les autres pièces nécessaires telles que des plaquettes.
- ☆ Al ordenar partes que tienen un asterisco (※) en la columna RM, estas partes serán suministradas como un juego junto con otras partes necesarias como los tableros de circuitos.

Q1. コントロールボックス関係 / Control box mechanism / Schaltkasten /
Mécanisme du boîtier de contrôle / Mecanismo de la caja de controles

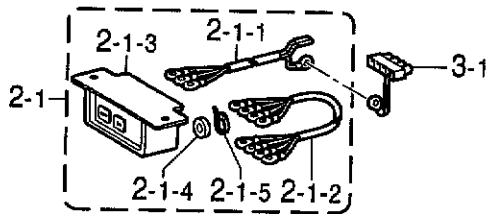
| REF.NO. | CODE | Q'TY | ヒンメイ | NAME OF PARTS | RM |
|---------|-----------|------|------------------------------|---|----|
| H-3 | S49503002 | 1 | <単相100V用> ボツクスソウクミB1 | <For Japan only> ----- | ※ |
| H-4 | S49504002 | 1 | <単相110V,120V用> ボツクスソウクミB2 | <For "1-Phase 110V & 120V AC"> BOX SET, B2 ;1-P. 110V AC | ※ |
| H-5 | S49505002 | 1 | <三相415V用> ボツクスソウクミC1 | <For "3-Phase 415V AC"> BOX SET, C1 ;3-P. 415V AC | ※ |
| H-6 | S49506002 | 1 | <三相380V用> ボツクスソウクミC2 | <For "3-Phase 380V AC"> BOX SET, C2 ;3-P. 380V AC | ※ |
| H-7 | S49507002 | 1 | <単相240V用> ボツクスソウクミC3 | <For "1-Phase 240V AC"> BOX SET, C3 ;1-P. 240V AC | ※ |
| H-8 | S49508002 | 1 | <三相400V用> ボツクスソウクミE | <For "3-Phase 400V AC"> BOX SET, E ;3-P. 400V AC | ※ |
| H-9 | S49509002 | 1 | <単相230V用> ボツクスソウクミF | <For "1-Phase 230V AC"> BOX SET, F ;1-P. 230V AC | ※ |

118-V30-502

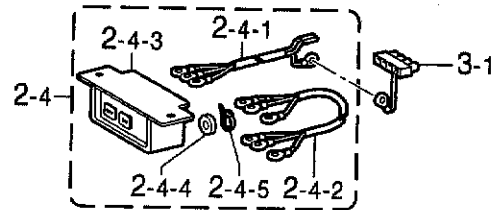
- ☆ RM欄に※が付いている部品をご注文頂きますと、基板等必要な部品が一式入ったセットになっております。
- ☆ When ordering parts which have an asterisk (※) in the RM column, these parts will be supplied as a set together with other necessary parts such as circuit boards.
- ☆ Bei Bestellung von Teile mit einem Asterrikus (※) aus der Kolonne RM werden diese Teile als Saatz, zusammen mit anderen notwendigen tilen, wie Schaltplatimen geliefert.
- ☆ Si l'on commandé des pièces désignées par un astérisque (※) dans la colonne RM, ces pièces seront fournies en jeu avec les autres pièces nécessaires telles que des plaquettes.
- ☆ Al ordenar partes que tienen un asterisco (※) en la columna RM, estas partes serán suministradas como un juego junto con otras partes necesarias como los tableros de circuitos.

Q2 . コントロールボックス関係 / Control box mechanism / Schaltkasten /
 Mécanisme du boîtier de contrôle / Mecanismo de la caja de controles

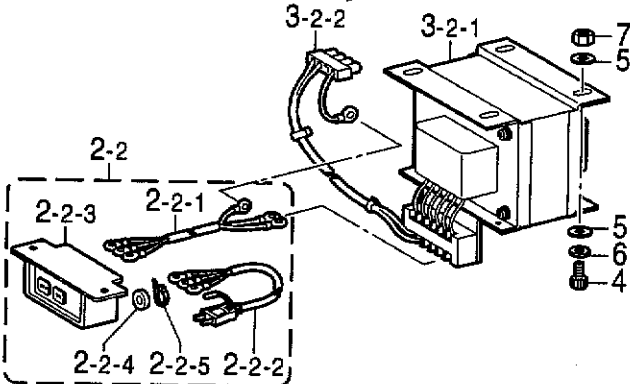
< 三相200V,220V用 / For "3-Phase 200V & 220V AC" >



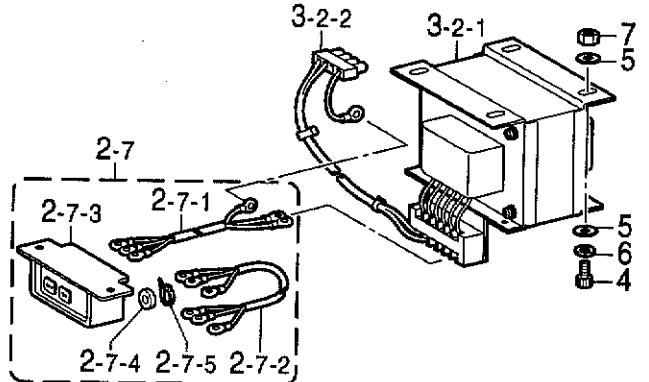
< 単相220V,230V用 / For "1-Phase 220V & 230V AC" >



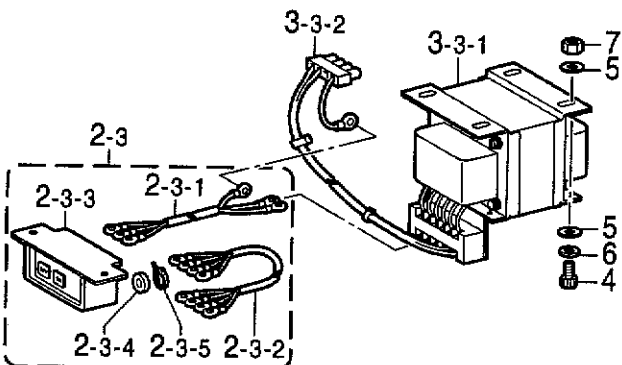
< 単相100V用 / For Japan only >



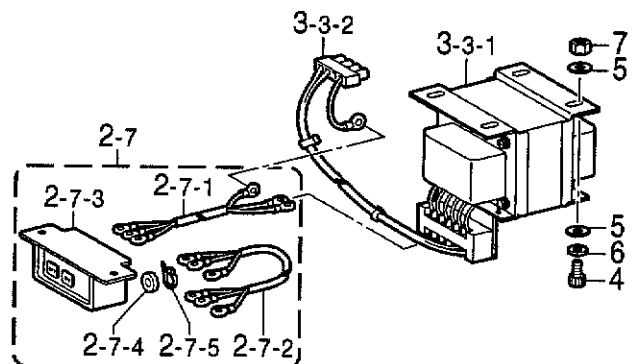
< 単相110V,120V用 / For "1-Phase 110V & 120V AC" >



< 三相415V,380V用 / For "3-Phase 415V & 380V AC" >

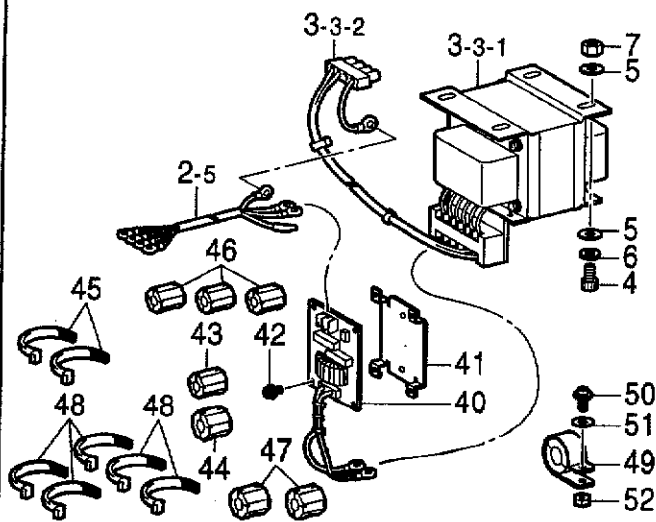


< 単相240V用 / For "1-Phase 240V AC" >

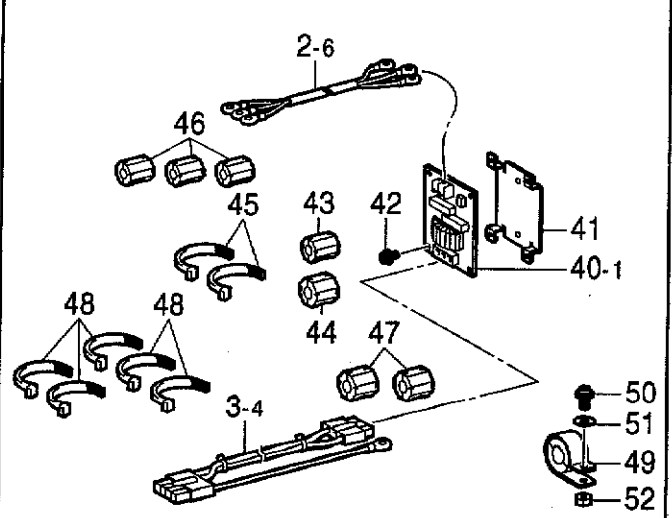


" オプション部品 / OPTION PARTS "

< 三相400V / For "3-Phase 400V AC" >



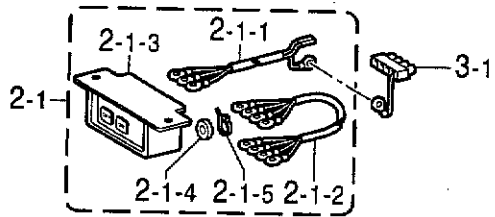
< 単相230V / For "1-Phase 230V AC" >



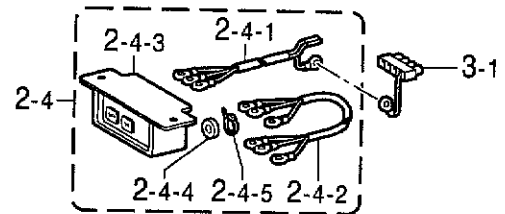
Q2. コントロールボックス関係 / Control box mechanism / Schaltkasten /
Mécanisme du boîtier de contrôle / Mecanismo de la caja de controles

| REF.NO. | CODE | Q'TY | ヒンメイ | NAME OF PARTS | RM |
|---------|-----------|------|---|--|----|
| 2-1 | S38112001 | 1 | <三相200V,220V用> デンゲンSWクミA | <For " 3-Phase 200V & 220V AC " > P-SUPPLY SWITCH ASSY, A POWER SUPPLY IN HARNESS, A POWER SUPPLY HARNESS PUSH SWITCH, 3P #17 INSULATION PLATE BINDER, M150 | |
| 2-1-1 | S38113000 | 1 | デンゲンINコードA | | |
| 2-1-2 | S38133000 | 1 | デンゲンコード | | |
| 2-1-3 | J02657001 | 1 | 3PオシSW#17 | | |
| 2-1-4 | 224514001 | 2 | ゼツエンイタ | | |
| 2-1-5 | 218859001 | 2 | バインダM150 | | |
| 2-2 | S38114000 | 1 | <単相100V用> デンゲンSWクミB | <For Japan only> ----- ----- ----- ----- ----- | |
| 2-2-1 | S38115000 | 1 | デンゲンINコードB | | |
| 2-2-2 | S38118000 | 1 | デンゲンコードコクナイ | | |
| 2-2-3 | J02657001 | 1 | 3PオシSW#17 | | |
| 2-2-4 | 224514001 | 2 | ゼツエンイタ | | |
| 2-2-5 | 218859001 | 2 | バインダM150 | | |
| 2-3 | S38117000 | 1 | <三相415V,380V用> デンゲンSWクミC | <For " 3-Phase 415V & 380V AC " > POWER SUPPLY SWITCH ASSY, C POWER SUPPLY IN HARNESS, B POWER SUPPLY HARNESS PUSH SWITCH, 3P #17 INSULATION PLATE BINDER, M150 | |
| 2-3-1 | S38115000 | 1 | デンゲンINコードB | | |
| 2-3-2 | S38133000 | 1 | デンゲンコード | | |
| 2-3-3 | J02657001 | 1 | 3PオシSW#17 | | |
| 2-3-4 | 224514001 | 2 | ゼツエンイタ | | |
| 2-3-5 | 218859001 | 2 | バインダM150 | | |
| 2-4 | S47592000 | 1 | <単相220V,230V用> デンゲンSWクミD | <For " 1-Phase 220V & 230V AC " > P-SUPPLY SWITCH ASSY, D POWER SUPPLY IN HARNESS, A POWER SUPPLY HARNESS, EXP. PUSH SWITCH, 3P #17 INSULATION PLATE BINDER, M150 | |
| 2-4-1 | S38113000 | 1 | デンゲンINコードA | | |
| 2-4-2 | S47595000 | 1 | デンゲンコードユシユツ | | |
| 2-4-3 | J02657001 | 1 | 3PオシSW#17 | | |
| 2-4-4 | 224514001 | 2 | ゼツエンイタ | | |
| 2-4-5 | 218859001 | 2 | バインダM150 | | |
| 2-7 | S47594000 | 1 | <単相110V,120V,240V用> デンゲンSWクミG | <For " 1-Phase 110V , 120V & 240V AC " > P-SUPPLY SWITCH ASSY, G POWER SUPPLY IN HARNESS, B POWER SUPPLY HARNESS, EXP. PUSH SWITCH, 3P #17 INSULATION PLATE BINDER, M150 | |
| 2-7-1 | S38115000 | 1 | デンゲンINコードB | | |
| 2-7-2 | S47595000 | 1 | デンゲンコードユシユツ | | |
| 2-7-3 | J02657001 | 1 | 3PオシSW#17 | | |
| 2-7-4 | 224514001 | 2 | ゼツエンイタ | | |
| 2-7-5 | 218859001 | 2 | バインダM150 | | |
| 3-1 | S38123000 | 1 | <単相220V,230V, 三相200V,220V用> ACINコネクタクミ | <For "1-Phase 220V & 230V AC 3-Phase 200V & 220V AC " > AC IN CONNECTOR ASSY | |
| 3-2 | S49473000 | 1 | <単相100V,110V,120V用> ハンカントランスBクミ | <For "1-Phase 100V, 110V & 120V AC " > CONVERSION TRANSFORMER ASSY, B CONVERSION TRANSFORMER, B AC HARNESS, IN | |
| 3-2-1 | S49474000 | 1 | ハンカントランスB | | |
| 3-2-2 | S38126000 | 1 | ACINコード | | |
| 3-3 | S49475000 | 1 | <単相240V, 三相400V,415V,380V用> ハンカントランスCクミ | <For "1-Phase 240V AC 3-Phase 400V, 415V & 380V AC " > CONVERSION TRANSFORMER ASSY, C CONVERSION TRANSFORMER, C AC HARNESS, IN | |
| 3-3-1 | S49476000 | 1 | ハンカントランスC | | |
| 3-3-2 | S38126000 | 1 | ACINコード | | |

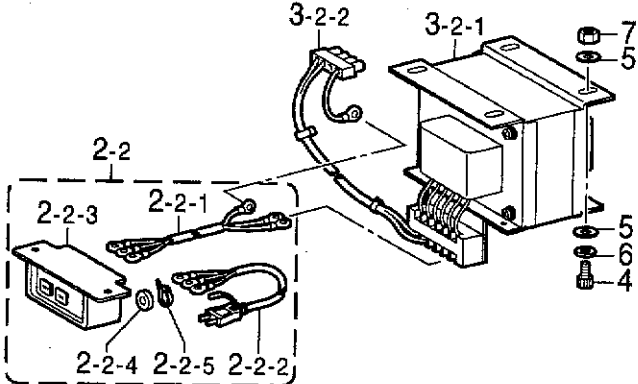
< 三相200V,220V用 / For "3-Phase 200V & 220V AC" >



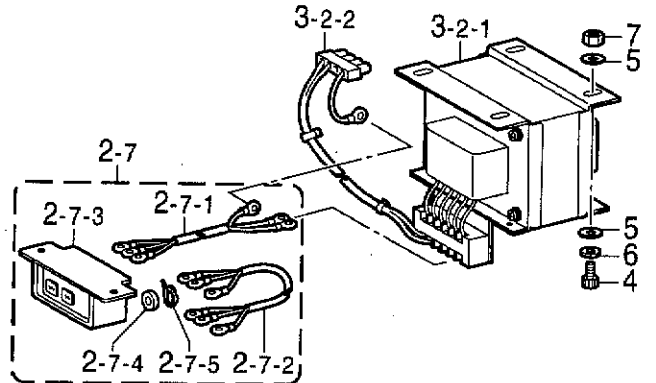
< 単相220V,230V用 / For "1-Phase 220V & 230V AC" >



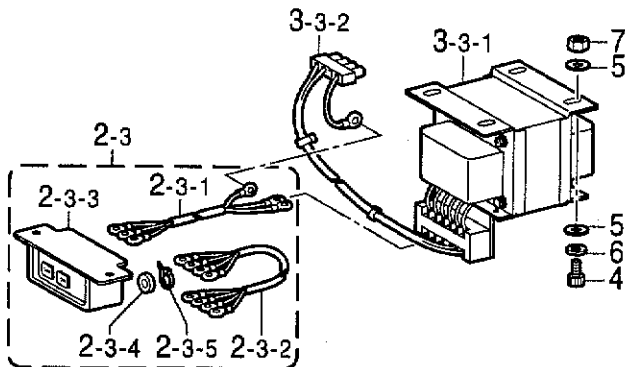
< 単相100V用 / For Japan only >



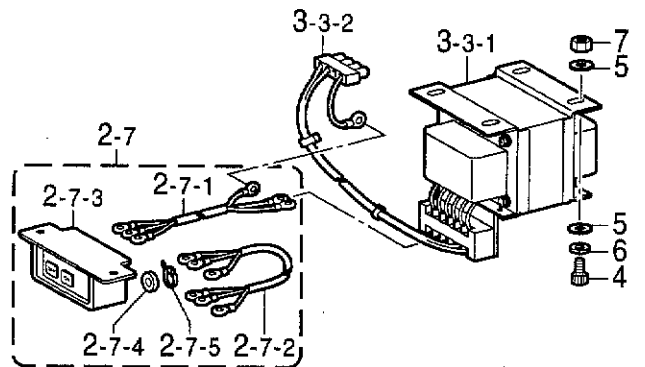
< 単相110V,120V用 / For "1-Phase 110V & 120V AC" >



< 三相415V,380V用 / For "3-Phase 415V & 380V AC" >

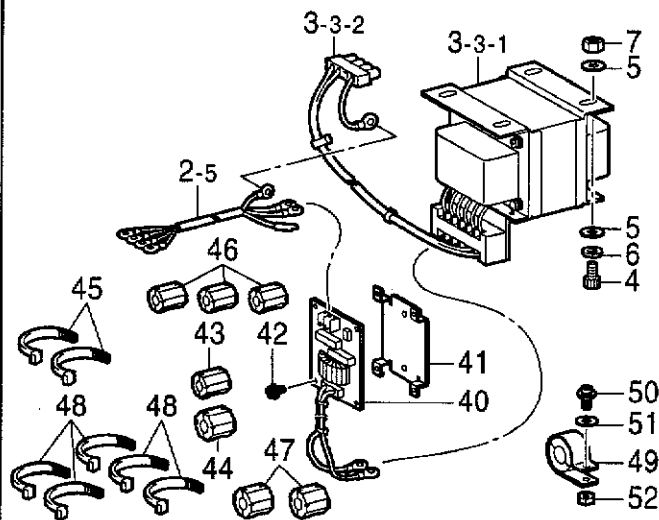


< 単相240V用 / For "1-Phase 240V AC" >

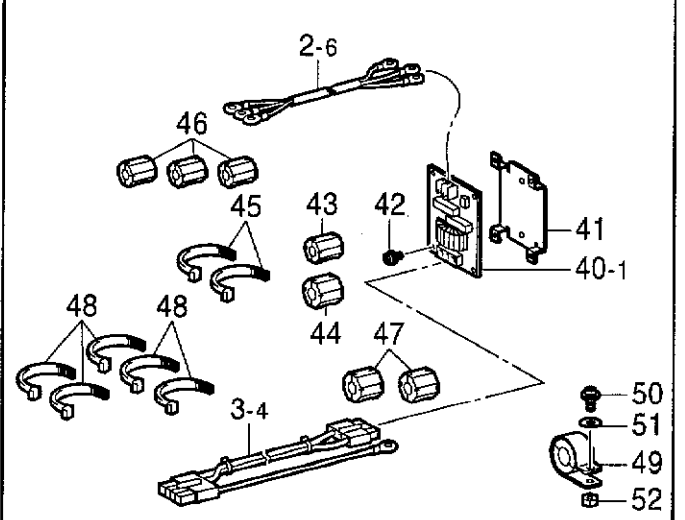


" オプション部品 / OPTION PARTS "

< 三相400V / For "3-Phase 400V AC" >

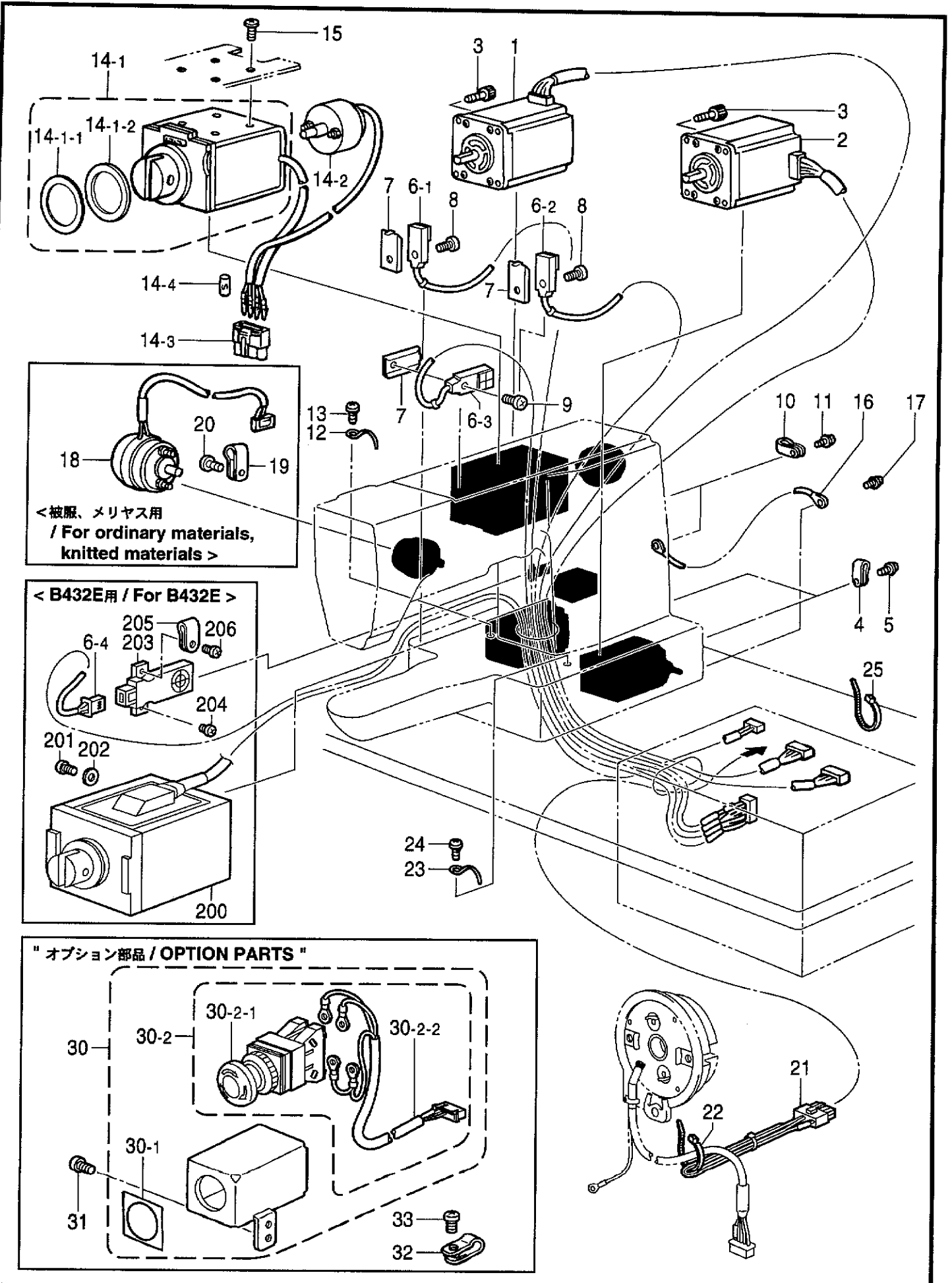


< 単相230V / For "1-Phase 230V AC" >



Q2. コントロールボックス関係 / Control box mechanism / Schaltkasten /
 Mécanisme du boîtier de contrôle / Mecanismo de la caja de controles

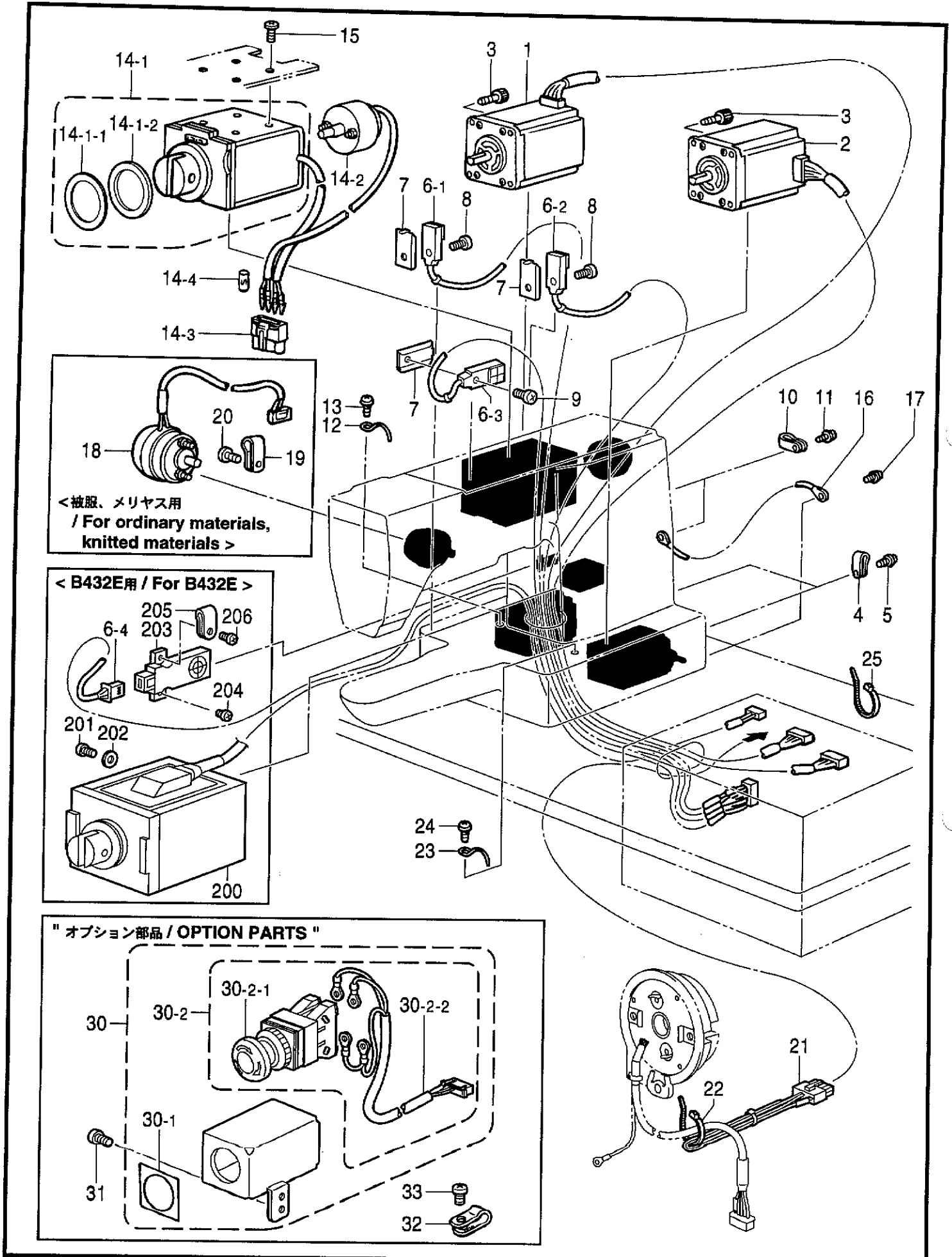
| REF.NO. | CODE | Q'TY | ヒンメイ | NAME OF PARTS | RM |
|--|--|--|--|---|----|
| 4 5 6 7 | 018061436 025060236 021060106 028060246 | 4 8 4 4 | <単相220V,230V以外用> アナホルト6X14 ヒラザガネチユウ6 1シユナツト6 バネザガネ2-6 | <Except for "1-Phase 200V & 230V AC"> BOLT, SOCKET M6X14 WASHER, PLAIN M 6 NUT, 1 M6 WASHER, SPRING 2-6 | |
| 2-5 40 | S38120000 S40635001 | 1 1 | " オプション部品 " <三相400V用> デンゲンINコードE ノイズフィルタ430Eクミ | " OPTION PARTS " <For " 3-Phase 400V AC "> POWER SUPPLY IN HARNESS, E NOISE FILTER ASSY, 430E | |
| 2-6 3-4 40-1 | S43188000 S43201000 S40616001 | 1 1 1 | <単相230V用> デンゲンINコードF ACINコードF ノイズフィルタEMCクミ | <For " 1-Phase 230V AC "> POWER SUPPLY IN HARNESS, F AC IN HARNESS, F NOISE FILTER ASSY, EMC | |
| 41 42 43 44 45 46 47 48 49 50 51 52 | S40620000 0A4400605 S40621000 S40622000 149809000 S40621000 S40622000 149809000 S40623000 0A5401606 025040236 021400106 | 1 6 1 1 2 3 2 5 1 1 1 1 | <単相230V用,三相400V用> キバントリツケイタ +ナベザクミ4X6DA EMIコアESD-SR-15 EMIコアESD-SR-25 タイラツPL EMIコアESD-SR-15 EMIコアESD-SR-25 タイラツPL EMIコアTR-40-27 +ナベザクミ4X16DB ヒラザガネチユウ4 ナツト1シユ4 | <For "1-Phase 230V AC & 3-Phase 400V AC"> SETTING PLATE, ;PCB SCREW, PAN (S/P WASHER) M4X6 EMI CORE, ESD-SR-15 EMI CORE, ESD-SR-25 BEAD BAND, L = 200 EMI CORE, ESD-SR-15 EMI CORE, ESD-SR-25 BEAD BAND, L = 200 EMI CORE, TR-40-27 SCREW, PAN (S/P WASHER) M4X16 WASHER, PLAIN M 4 NUT, 1 M4 | |



R. 電装品関係 / Power supply equipment mechanism / Stromversorgung /

Mécanisme de l'équipement en alimentation électrique / Mecanismo del equipo de alimentación de corriente

| REF.NO. | CODE | Q'TY | ヒンメイ | NAME OF PARTS | RM |
|---|--|--|--|---|----|
| 1 2 | S38134000 S38136100 | 1 1 | <B430E,B431E,B432E用> パルスモータXクミ パルスモータYクミ | <For B430E,B431E & B432E> PULSE MOTOR ASSY, X PULSE MOTOR ASSY, Y | |
| 1 2 | S48587000 S48589000 | 1 1 | <B433E用> パルスモータXクミ パルスモータYクミ | <For B433E> PULSE MOTOR ASSY, X PULSE MOTOR ASSY, Y | |
| 3 4 5 | 018401222 552907000 0A5401006 | 8 2 2 | アナボルト4X12 コードホルダ#10 ナベコバネヒラ4X10 | BOLT, SOCKET M4X12 CORD HOLDER, 10N SCREW, PAN (S/P WASHER) M4X10 | |
| 6 6-1 6-2 6-3 | S49463000 S44665000 S44665001 S44665003 | 1 1 1 1 | <B430E,B431E,B433E用> トウブセンサクミ キンセツセンサGL-12F キンセツセンサGL-12F キンセツセンサGL-12F | <For B430E,B431E & B433E> HEAD SENSOR ASSY PROXIMITY SENSOR, GL-12F PROXIMITY SENSOR, GL-12F PROXIMITY SENSOR, GL-12F | |
| 6 6-1 6-2 6-3 6-4 | S48581000 S44665000 S44665001 S44665003 S48582000 | 1 1 1 1 1 | <B432E用> トウブセンサ432クミ キンセツセンサGL-12F キンセツセンサGL-12F キンセツセンサGL-12F センサハーネス | <For B432E> HEAD SENSOR ASSY, 432 PROXIMITY SENSOR, GL-12F PROXIMITY SENSOR, GL-12F PROXIMITY SENSOR, GL-12F SENSOR HARNESS | |
| 7 8 9 10 11 12 13 14-1 14-1-1 14-1-2 14-2 14-3 14-4 15 16 17 | S46476001 062300806 062300806 552907000 0A5401006 152969001 062670512 S49979100 S49993100 S49963000 S38144100 S38146000 S38147000 060501016 S38148000 052400806 | 3 2 1 2 2 1 1 1 1 1 1 1 1 1 1 4 1 1 | センサカナグ ナベコ3X8 ナベコ3X8 コードホルダ#10 ナベコバネヒラ4X10 コードササエカネ ナベコ357-40X5 オサエソレノイドクミ ダンバ ダンバ2 イトキリソレノイドクミ コネクタ3191-04R マークチューブ5 バインドM5X10 アースセン1 ナベコバネヒラ4X8 | SENSOR BRACKET SCREW, PAN M3X8 SCREW, PAN M3X8 CORD HOLDER, 10N SCREW, PAN (S/P WASHER) M4X10 CORD SUPPORT SCREW, PAN SM3.57-40X5 PRESSER SOLENOID ASSY DAMPER DAMPER, 2 THREAD TRIMMER SOLENOID ASSY CONNECTOR, 3191-04R MARK TUBE, 5 SCREW, BIND M5X10 GROUND WIRE, 1 SCREW, PAN (S/P WASHER) M4X8 | |
| 18 19 20 | S49464000 S00480000 060670612 | 1 3 3 | <被服、メリヤス用> イトトリソレノイドクミ コードホルダ#5 バインド357-40X6 | <For Ordinary & Knitted materials> SOLENOID ASSY CORD HOLDER, 5N SCREW, BIND SM3.57-40X6 | |
| 21 | S49465000 | 1 | <B430E用> シヨウキリカエコネクタクミ | <For B430E> CONNECTOR ASSY, ;430E | |
| 21 | S49465001 | 1 | <B431E用> シヨウキリカエコネクタクミ | <For B431E> CONNECTOR ASSY, ;431E | |

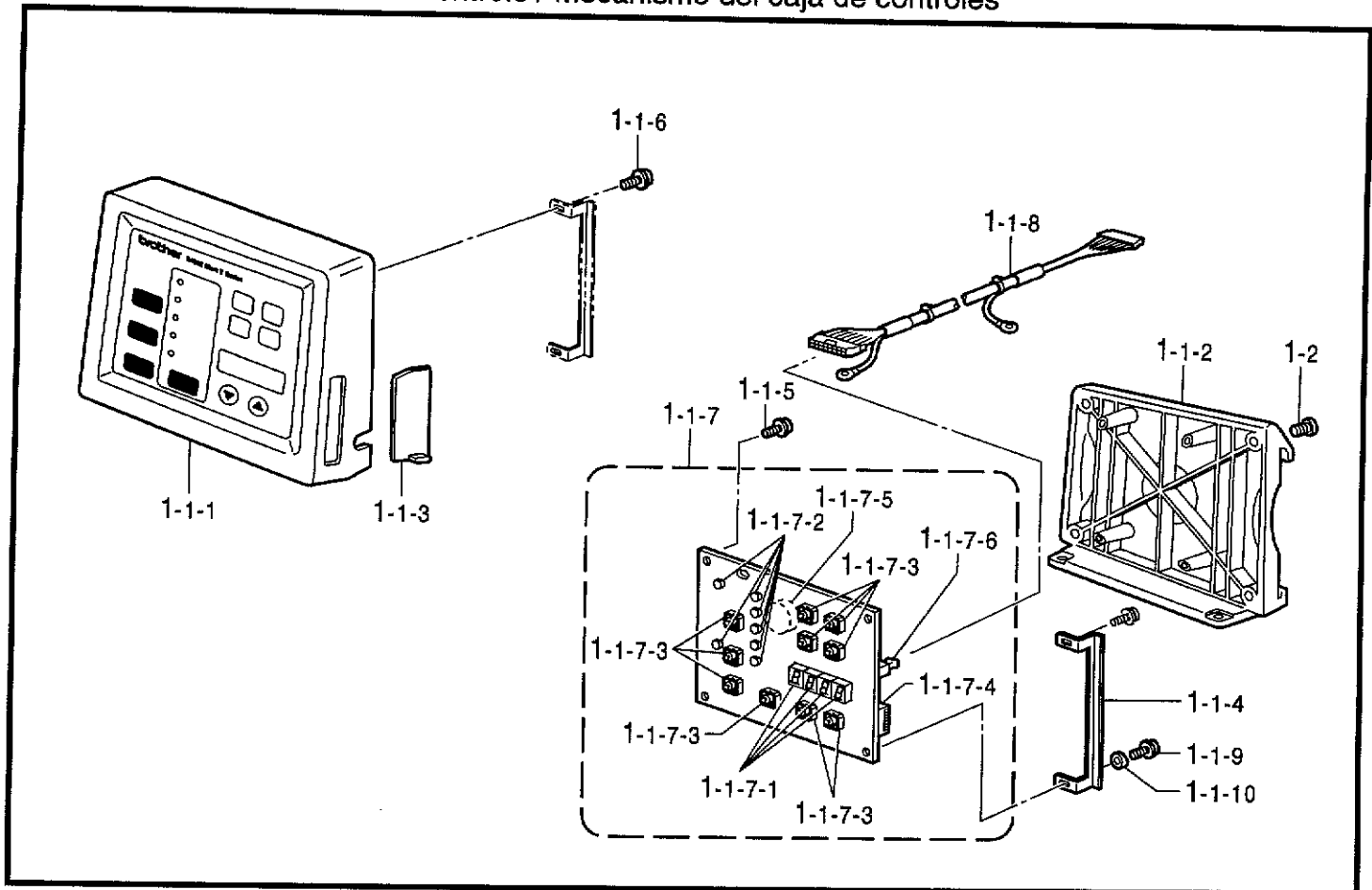


R. 電装品関係 / Power supply equipment mechanism / Stromversorgung /

Mécanisme de l'équipement en alimentation électrique / Mecanismo del equipo de alimentación de corriente

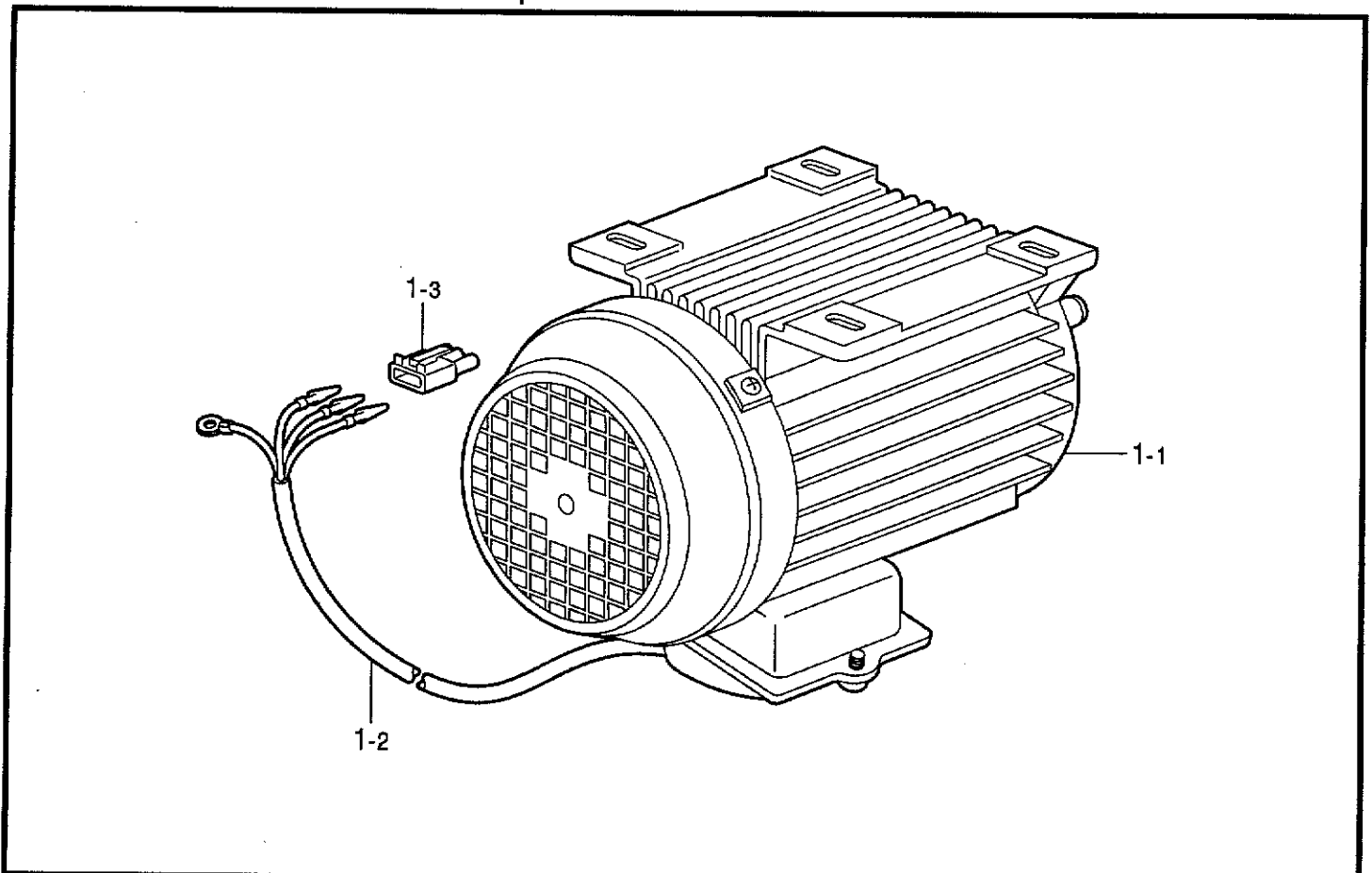
| REF.NO. | CODE | Q'TY | ヒンメイ | NAME OF PARTS | RM |
|---------|-----------|------|----------------------------|--------------------------------------|----|
| 21 | S49465002 | 1 | <B432E用> シヨウキリカエコネクタクミ | <For B432E> CONNECTOR ASSY, ;432E | |
| 21 | S49465003 | 1 | <B433E用> シヨウキリカエコネクタクミ | <For B433E> CONNECTOR ASSY, ;433E | |
| 22 | 228475000 | 1 | ケツソクバンド1.9X80 | FASTENING BAND, 1.9X80 | |
| 23 | 117150001 | 1 | コードササエカネ | CORD HOLDER | |
| 24 | 062670612 | 1 | ナベコ357-40X6 | SCREW, PAN SM3.57-40X6 | |
| 25 | 218859001 | 1 | バインダM150 | BINDER, M150 | |
| 200 | S48583001 | 1 | <B432E用> オサエカイヘイソレノイドクミ | <For B432E> SOLENOID ASSY | |
| 201 | 062501212 | 4 | ナベコ5X12 | SCREW, PAN M5X12 | |
| 202 | 025050232 | 4 | ヒラザガネチユウ5 | WASHER, PLAIN M 5 | |
| 203 | S36048000 | 1 | キンセツセンサE2R | PROXIMITY SENSOR, E2R | |
| 204 | 062300612 | 1 | ナベコ3X6 | SCREW, PAN M3X6 | |
| 205 | S10243000 | 1 | ナイロンランプNK-3N | CORD HOLDER, ;NK-3N | |
| 206 | 062300812 | 1 | ナベコ3X8 | SCREW, PAN M3X8 | |
| 30 | S49934009 | 1 | " オプション部品 " | " OPTION PARTS " | |
| 30-1 | S37057001 | 1 | EMロックSWクミ | EM-LOCK SWITCH ASSY | |
| 30-2 | S49482000 | 1 | EMスイッチスペーサ3 | EM-SWITCH SPACER, 3 | |
| 30-2-1 | S32335100 | 1 | EMロックSWハーネスクミ | EM-LOCK SWITCH HARNESS ASSY | |
| 30-2-2 | S49466000 | 1 | SW-AVS311N | SWITCH, ;AVS311N | |
| 31 | 062710812 | 2 | EMSWハーネス | EM-SWITCH HARNESS | |
| 32 | 062710812 | 2 | ナベコ476-32X8 | SCREW, PAN SM4.76-32X8 | |
| 33 | 149287000 | 3 | ナイロンランプ | CORD HOLDER, 7N | |
| 33 | 060670612 | 3 | バインド357-40X6 | SCREW, BIND SM3.57-40X6 | |

S. 操作パネル関係 / Operation panel mechanism / Schaltkasten /
 Mécanisme du boîtier de contrôle / Mecanismo del caja de controles



118-V30-530

T. 動力台関係 / Power table / Motorgestell / Mécanisme du plateau de la machine /
 Mecanismo de la mesa de la máquina



118-V30-652

S. 操作パネル関係 / Operation panel mechanism / Schaltkasten /
Mécanisme du boîtier de contrôle / Mecanismo del caja de controles

| REF.NO. | CODE | Q'TY | ヒンメイ | NAME OF PARTS | RM |
|---------|-----------|------|-----------------|------------------------------|----|
| 1 | S49684001 | 1 | ソウサパネルソウクミ | OPERATION PANEL SET | |
| 1-1 | S49490001 | 1 | ソウサパネルクミ | OPERATION PANEL ASSY | |
| 1-1-1 | S52090000 | 1 | マエフレームクミ | FRONT FRAME ASSY | |
| 1-1-2 | S52091000 | 1 | ウシロフレームクミ | REAR FRAME ASSY | |
| 1-1-3 | S49495000 | 1 | パネルヨコカバー | PANEL SIDE COVER | |
| 1-1-4 | S49496001 | 1 | パネルヨコカバーガイド | PANEL SIDE COVER GUIDE | |
| 1-1-5 | 087310815 | 2 | カツブBタイト3X8 | TAPTITE, CUP B M3X8 | |
| 1-1-6 | 0A4400805 | 1 | +ナベザクミ4X8DA | SCREW, PAN (S/P WASHER) M4X8 | |
| 1-1-7 | S49497001 | 1 | パネルキバンクミ | PANEL PCB ASSY | |
| 1-1-7-1 | S29023000 | 4 | LEDGL9P040 | LED, ;GL9P040 | |
| 1-1-7-2 | S46703000 | 7 | LEDPG5307S | LED, PG5307S | |
| 1-1-7-3 | S48579000 | 10 | SWB3F-4050 | SW, B3F-4050 | |
| 1-1-7-4 | U34870001 | 1 | DIPSW KSP08 | DIP SWITCH:KSP08 | |
| 1-1-7-5 | S30280000 | 1 | ブザーPKB24SPC36 | BUZZER, PKB24SPC36 | |
| 1-1-7-6 | UL0025000 | 1 | コネクタ3429-6002SC | CONNECTOR:3429-6002SC | |
| 1-1-8 | S49510000 | 1 | パネルケーブルクミ | PANEL CABLE ASSY | |
| 1-1-9 | 087311015 | 2 | カツブBタイト3X10 | TAPTITE, CUP B M3X10 | |
| 1-1-10 | XA2220050 | 2 | キバンオサエ | SUPPORTER | |
| 1-2 | 062300806 | 4 | ナベコ3X8 | SCREW, PAN M3X8 | |

118-V30-530

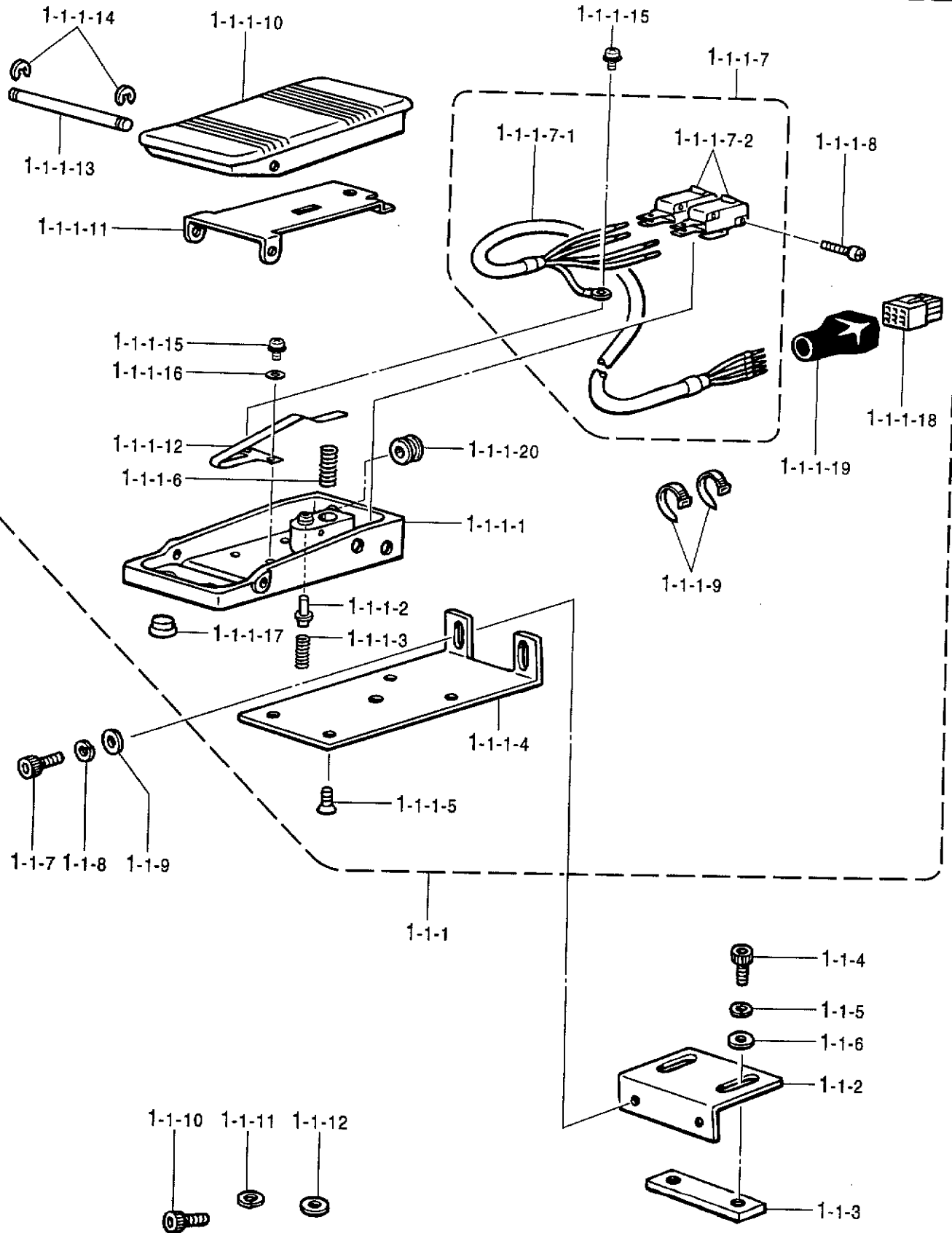
T. 動力台関係 / Power table / Motorgestell / Mécanisme du plateau de la machine /
Mecanismo de la mesa de la máquina

| REF.NO. | CODE | Q'TY | ヒンメイ | NAME OF PARTS | RM |
|---------|-----------|------|---------------|------------------------------|----|
| 1 | S49498000 | 1 | モータークミ | MOTOR ASSY | |
| 1-1 | S46460000 | 1 | 3ソウモータ200V | MOTOR, ;3-PHASE 200V AC-400W | |
| 1-2 | S49499000 | 1 | モーターケーブルクミ | MOTOR CABLE ASSY | |
| 1-3 | S16568000 | 1 | コネクタ3191-03R1 | CONNECTOR, 3191-03R1 | |

118-V30-652

U1 . 踏板關係 (香港向以外) / Foot switch pedal mechanism (Except for Hong Kong) /
 Fußbetätigung / Mécanisme de la pédale / Mecanismo del pedal

< 香港向以外 / Except for Hong Kong >

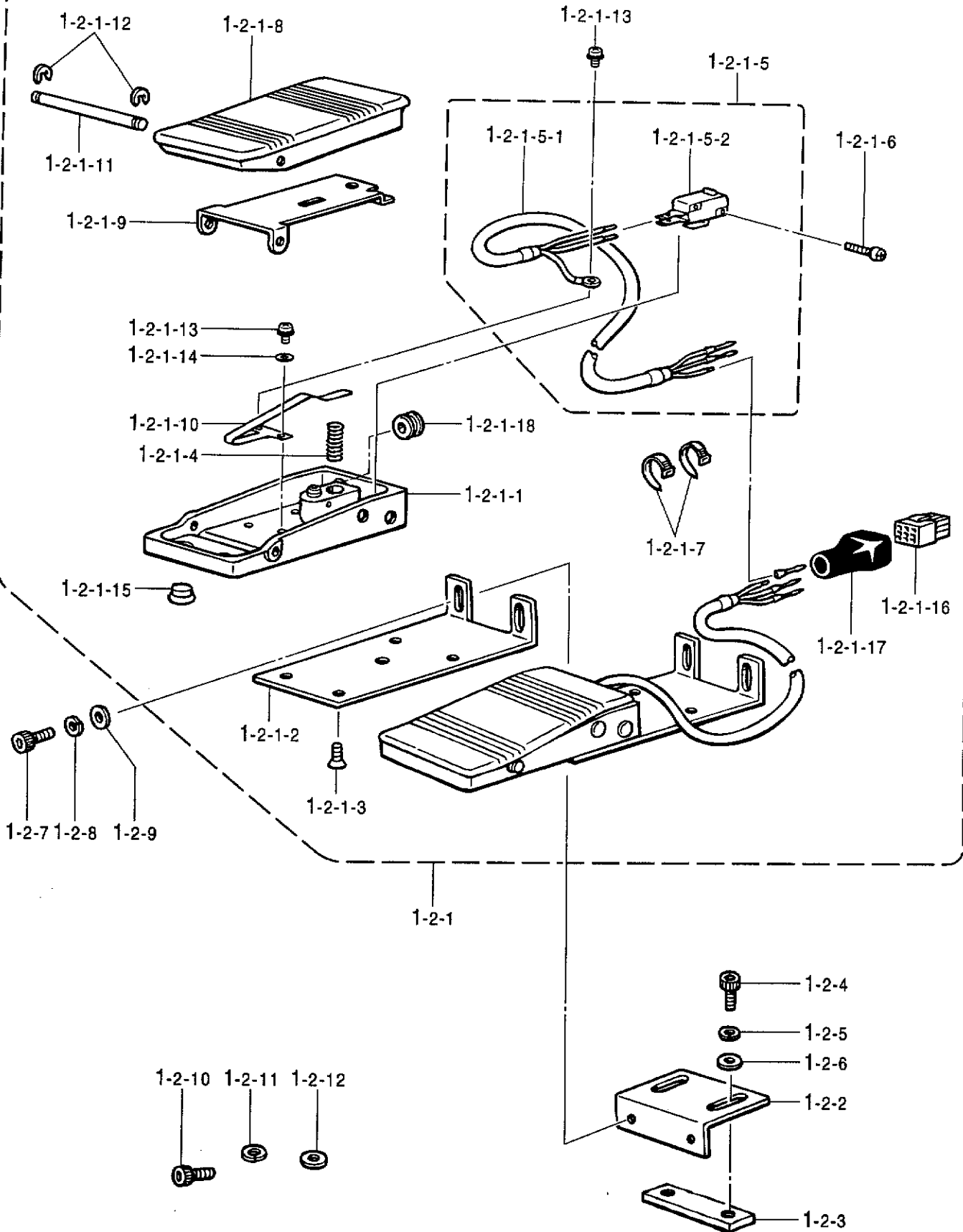


U1 . 踏板関係 (香港向以外) / Foot switch pedal mechanism (Except for Hong Kong) /
Fußbetätigung / Mécanisme de la pédale / Mecanismo del pedal

| REF.NO. | CODE | Q'TY | ヒンメイ | NAME OF PARTS | RM |
|-----------|-----------|------|---------------|------------------------------|----|
| | | | <香港向以外> | <Except for Hong Kong> | |
| 1-1 | S49667001 | 1 | 2ダンフットSWセット | 2-STEP FOOT SW SET | |
| 1-1-1 | S49668001 | 1 | 2ダンフットSWクミ | 2-STEP FOOT SW ASSY | |
| 1-1-1-1 | S49669000 | 1 | フットペダルダイクミ | FOOT PEDAL BASE ASSY | |
| 1-1-1-2 | S49672001 | 1 | 2ダンSWピン | PIN | |
| 1-1-1-3 | S38168001 | 1 | アツシユクバネ | SPRING, COMPRESSION | |
| 1-1-1-4 | S38169101 | 1 | フットSWシジイタB | SUPPORT PLATE, B ;F-SWITCH | |
| 1-1-1-5 | 004400603 | 2 | +サラコネジ4X6 | SCREW, FLAT M4X6 | |
| 1-1-1-6 | S38170001 | 1 | フットペダルバネ | SPRING, COMPRESSION | |
| 1-1-1-7 | S38171000 | 1 | フットSWハーネスクミ | FOOT SWITCH HARNESS ASSY | |
| 1-1-1-7-1 | S38172000 | 1 | フットSWハーネス | FOOT SWITCH HARNESS | |
| 1-1-1-7-2 | S36260000 | 2 | スイッチVXピンボタン | MICRO SWITCH, VX ;PIN BUTTON | |
| 1-1-1-8 | 062302506 | 2 | ナベコ3X25 | SCREW, PAN M3X25 | |
| 1-1-1-9 | 228475000 | 2 | ケツソクバンド1.9X80 | FASTENING BAND, 1.9X80 | |
| 1-1-1-10 | S38174000 | 1 | フットペダル | FOOT PEDAL | |
| 1-1-1-11 | S49673000 | 1 | ペダルホゴイタ | PEDAL PROTECTION PLATE | |
| 1-1-1-12 | S49674001 | 1 | スイッチオサエバネ | SPRING, PLATE | |
| 1-1-1-13 | S38177001 | 1 | フットペダルジク | SHAFT, ;F-PEDAL | |
| 1-1-1-14 | 048050346 | 2 | トメワE5 | RETAINING RING, E5 | |
| 1-1-1-15 | 052400606 | 2 | ナベコバネヒラ4X6 | SCREW, PAN (S/P WASHER) M4X6 | |
| 1-1-1-16 | 025040236 | 1 | ヒラザガネチユウ4 | WASHER, PLAIN M 4 | |
| 1-1-1-17 | 117936001 | 4 | ゴムセン9.4 | RUBBER CAP, 9.4 | |
| 1-1-1-18 | S38180000 | 1 | コネクタ172169-1 | CONNECTOR, ;172169-1 | |
| 1-1-1-19 | S36682000 | 1 | コネクタキャップ | CONNECTOR CAP | |
| 1-1-1-20 | S38059000 | 1 | グロメツトNG79F | RUBBER CAP, ;NG79F | |
| 1-1-2 | S38178101 | 1 | フットSWシジイタA | FOOT SWITCH SUPPORT PLATE, A | |
| 1-1-3 | S38179101 | 1 | フットSWシジイタC | FOOT SW SUPPORT PLATE, C | |
| 1-1-4 | 018082536 | 2 | アナボルト8X25 | BOLT, SOCKET M8X25 | |
| 1-1-5 | 028080246 | 2 | バネザガネ2-8 | WASHER, SPRING 2-8 | |
| 1-1-6 | 025080236 | 2 | ヒラザガネチユウ8 | WASHER, PLAIN M 8 | |
| 1-1-7 | 018501036 | 2 | アナボルト5X10 | BOLT, SOCKET M5X10 | |
| 1-1-8 | 028050246 | 2 | バネザガネ2-5 | WASHER, SPRING 2-5 | |
| 1-1-9 | 025050236 | 2 | ヒラザガネチユウ5 | WASHER, PLAIN M 5 | |
| 1-1-10 | 018401236 | 2 | アナボルト4X12 | BOLT, SOCKET M4X12 | |
| 1-1-11 | 028040246 | 2 | バネザガネ2-4 | WASHER, SPRING 2-4 | |
| 1-1-12 | 025040236 | 2 | ヒラザガネチユウ4 | WASHER, PLAIN M 4 | |

U2 . 踏板關係 (香港向) / Foot switch pedal mechanism (For Hong Kong) / Fußbetätigung / Mécanisme de la pédale / Mecanismo del pedal

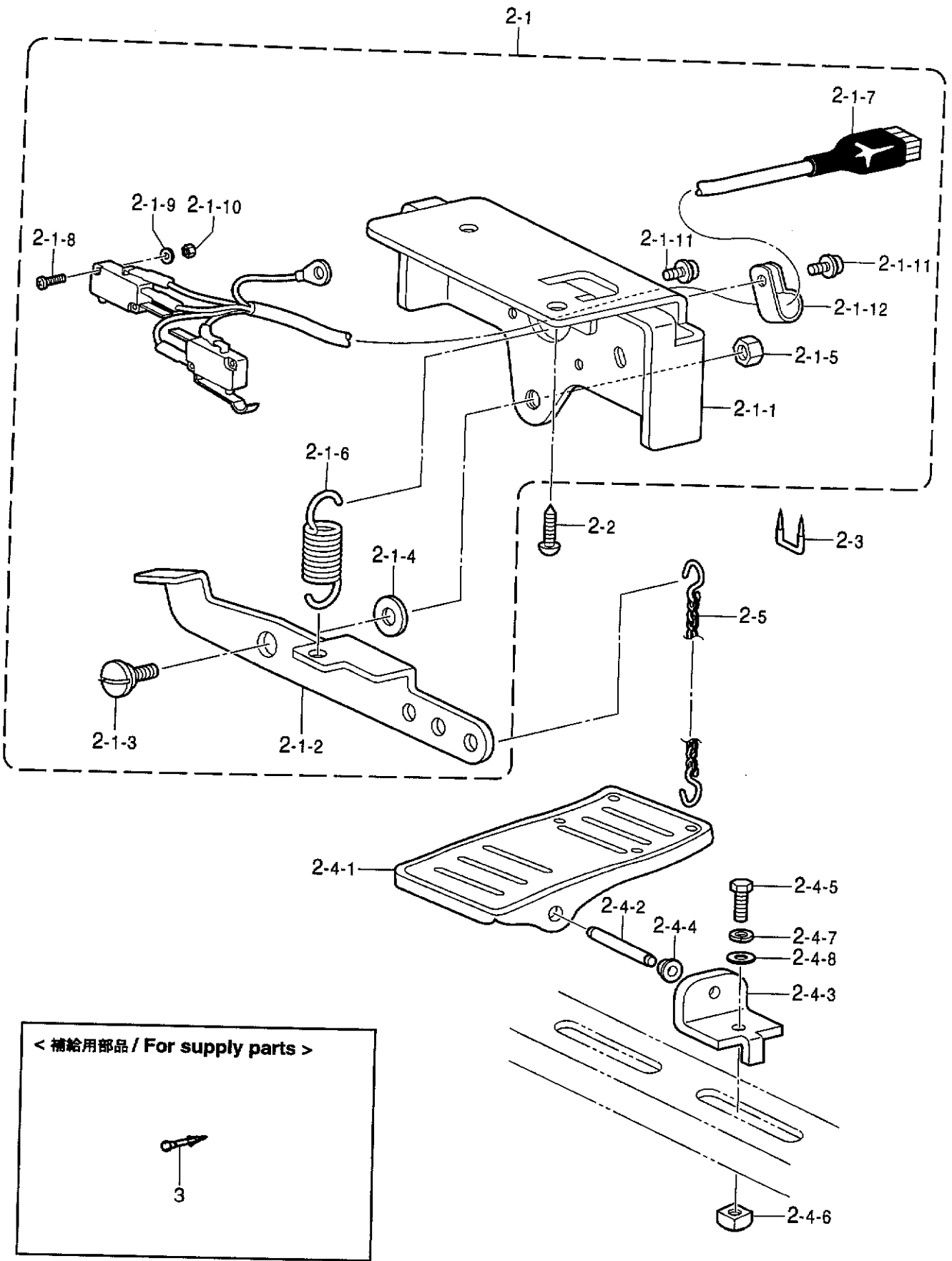
< 香港向 / For Hong Kong >



U2 . 踏板關係 (香港向) / Foot switch pedal mechanism (For Hong Kong) / Fußbetätigung /
 Mécanisme de la pédale / Mecanismo del pedal

| REF.NO. | CODE | Q'TY | ヒンメイ | NAME OF PARTS | RM |
|-----------|-----------|------|----------------|------------------------------|----|
| | | | <香港向> | <For Hong Kong> | |
| 1-2 | S49675001 | 1 | 2レンペダルセット | 2-PEDAL FOOT SW SET | |
| 1-2-1 | S49676001 | 1 | 2レンペダルクミ | 2-PEDAL FOOT SW ASSY | |
| 1-2-1-1 | S49669000 | 2 | フットペダルダイクミ | FOOT PEDAL BASE ASSY | |
| 1-2-1-2 | S38169101 | 2 | フットSWシジイタB | SUPPORT PLATE, B ;F-SWITCH | |
| 1-2-1-3 | 004400603 | 4 | +サラコネジ4X6 | SCREW, FLAT M4X6 | |
| 1-2-1-4 | S38170001 | 2 | フットペダルバネ | SPRING, COMPRESSION | |
| 1-2-1-5 | S38029000 | 1 | 2レンフットSWハーネスクミ | 2-PEDAL FOOT SW HARNESS ASSY | |
| 1-2-1-5-1 | S38030000 | 2 | 2レンフットSWハーネス | 2-PEDAL FOOT SW HARNESS | |
| 1-2-1-5-2 | S36260000 | 2 | スイッチVXピンボタン | MICRO SWITCH, VX ;PIN BUTTON | |
| 1-2-1-6 | 062301205 | 4 | ナベコ3X12 | SCREW, PAN M3X12 | |
| 1-2-1-7 | 228475000 | 12 | ケツソクバンド1.9X80 | FASTENING BAND, 1.9X80 | |
| 1-2-1-8 | S38174000 | 2 | フットペダル | FOOT PEDAL | |
| 1-2-1-9 | S49673000 | 2 | ペダルホゴイタ | PEDAL PROTECTION PLATE | |
| 1-2-1-10 | S49674001 | 2 | スイッチオサエバネ | SPRING, PLATE | |
| 1-2-1-11 | S38177001 | 2 | フットペダルジク | SHAFT, ;F-PEDAL | |
| 1-2-1-12 | 048050346 | 4 | トメワE5 | RETAINING RING, E5 | |
| 1-2-1-13 | 052400606 | 4 | ナベコバネヒラ4X6 | SCREW, PAN (S/P WASHER) M4X6 | |
| 1-2-1-14 | 025040236 | 2 | ヒラザガネチユウ4 | WASHER, PLAIN M 4 | |
| 1-2-1-15 | 117936001 | 8 | ゴムセン9.4 | RUBBER CAP, 9.4 | |
| 1-2-1-16 | S38180000 | 1 | コネクタ172169-1 | CONNECTOR, ;172169-1 | |
| 1-2-1-17 | S38060000 | 1 | コネクタキヤツブ18X19 | CONNECTOR CAP, 18X19 | |
| 1-2-1-18 | S38059000 | 2 | グロメツトNG79F | RUBBER CAP, ;NG79F | |
| 1-2-2 | S38178101 | 2 | フットSWシジイタA | FOOT SWITCH SUPPORT PLATE, A | |
| 1-2-3 | S38179101 | 2 | フットSWシジイタC | FOOT SW SUPPORT PLATE, C | |
| 1-2-4 | 018082536 | 4 | アナボルト8X25 | BOLT, SOCKET M8X25 | |
| 1-2-5 | 028080246 | 4 | バネザガネ2-8 | WASHER, SPRING 2-8 | |
| 1-2-6 | 025080236 | 4 | ヒラザガネチユウ8 | WASHER, PLAIN M 8 | |
| 1-2-7 | 018501036 | 4 | アナボルト5X10 | BOLT, SOCKET M5X10 | |
| 1-2-8 | 028050246 | 4 | バネザガネ2-5 | WASHER, SPRING 2-5 | |
| 1-2-9 | 025050236 | 4 | ヒラザガネチユウ5 | WASHER, PLAIN M 5 | |
| 1-2-10 | 018401236 | 4 | アナボルト4X12 | BOLT, SOCKET M4X12 | |
| 1-2-11 | 028040246 | 4 | バネザガネ2-4 | WASHER, SPRING 2-4 | |
| 1-2-12 | 025040236 | 4 | ヒラザガネチユウ4 | WASHER, PLAIN M 4 | |

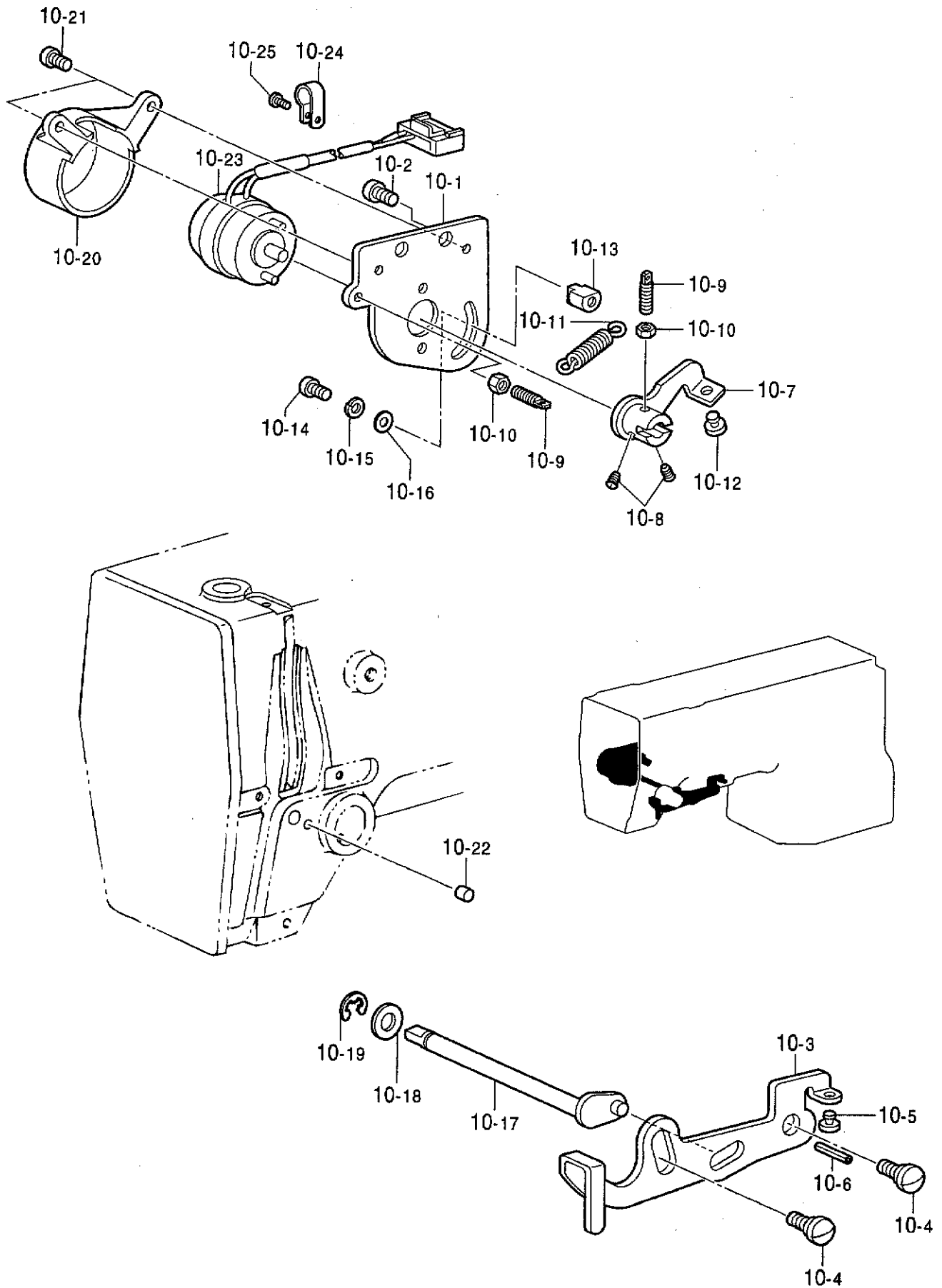
" オプション部品 / OPTION PARTS "



U3 . 踏板関係 (オプション部品) / Foot switch pedal mechanism (Option parts) / Fußbetätigung (Sonderzubehör) /
 Mécanisme de la pédale (Pièces en option) / Mecanismo del pedal (Piezas opcionales)

| REF.NO. | CODE | Q'TY | ヒンメイ | NAME OF PARTS | RM |
|---------|-----------|------|----------------------------|--|----|
| | | | " オプション部品 " | " OPTION PARTS " | |
| 2 | S46131001 | 1 | 2ダンフットSWセットOP | 2-STEP FOOT SWITCH SET, OP | |
| 2-1 | S46132001 | 1 | 2ダンフットSWクミOP | 2-STEP FOOT SWITCH ASSY, OP | |
| 2-1-1 | S46133001 | 1 | SWササエダイ | SWITCH BRACKET | |
| 2-1-2 | S46134001 | 1 | フットSWレバー | FOOT SW LEVER | |
| 2-1-3 | 148904001 | 1 | ダンネジ7.94 | SHOULDER SCREW, SM7.94 | |
| 2-1-4 | 025080236 | 1 | ヒラザガネチユウ8 | WASHER, PLAIN M 8 | |
| 2-1-5 | 101268002 | 1 | ナット7.94 | NUT, SM7.94 | |
| 2-1-6 | S46135001 | 1 | フットSWバネ | SPRING, EXTENSION | |
| 2-1-7 | S46136000 | 1 | フットSWハーネスクミOP | FOOT SW HARNESS ASSY | |
| 2-1-8 | UD2390001 | 4 | +ナベセムス3X20DA | SCREW, PAN (S/P WASHER) M3X20 | |
| 2-1-9 | 025030236 | 2 | ヒラザガネチユウ3 | WASHER, PLAIN M 3 | |
| 2-1-10 | 021300206 | 2 | 2シユナット3 | NUT, 2 M3 | |
| 2-1-11 | 052400806 | 2 | ナベコバネヒラ4X8 | SCREW, PAN (S/P WASHER) M4X8 | |
| 2-1-12 | S00480000 | 1 | コードホルダ#5 | CORD HOLDER, 5N | |
| 2-2 | 100666002 | 2 | マルモクネジ5.5X20 | WOOD SCREW, ROUND M5.5X20 | |
| 2-3 | 200190001 | 3 | ステツブル | STAPLE | |
| 2-4 | S01603009 | 1 | オサエアゲフミイタクミ | TREADLE ASSY | |
| 2-4-1 | S01199003 | 1 | オサエアゲフミイタ | TREADLE PEDAL | |
| 2-4-2 | 133188001 | 1 | オサエアゲフミイタジク | TREADLE SHAFT | |
| 2-4-3 | 119707003 | 2 | フミイタジクウケ | BRACKET | |
| 2-4-4 | 119708001 | 2 | フミイタジクウケカラー | COLLAR | |
| 2-4-5 | 017082206 | 2 | ボルト8X22 | BOLT, M8X22 | |
| 2-4-6 | 116694001 | 2 | 4カクナット8 | NUT, M8 | |
| 2-4-7 | 028080240 | 2 | バネザガネ2-8 | WASHER, SPRING 2-8 | |
| 2-4-8 | 025080236 | 2 | ヒラザガネチユウ8 | WASHER, PLAIN M 8 | |
| 2-5 | 142656001 | 1 | クサリクミ | CHAIN ASSY | |
| 3 | S49443000 | 1 | < 補給用部品 > コンタクト170364-1 | < For Supply parts > CONTACT, ;170364-1 | |

< デニム用 (B430E, B433E) / For Denim (B430E, B433E) >

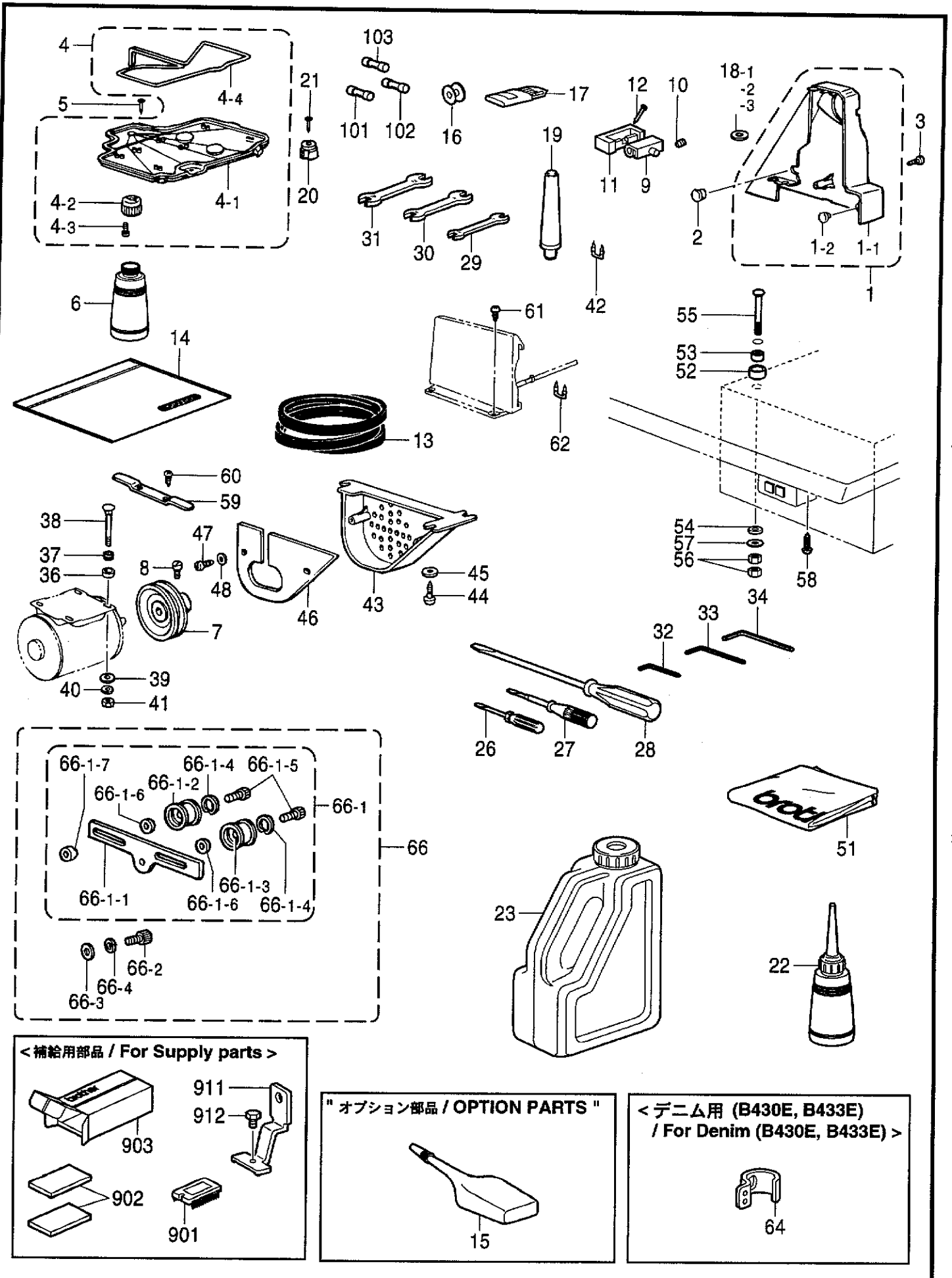


V1. 付属装置関係 (オプション部品) / Attachment set (Option parts) / Anbausatz (Sonderzubehör) /
 Jeu d'accessoires (Pièces en option) / Juego de fijación (Piezas opcionales)

| REF.NO. | CODE | Q'TY | ヒンメイ | NAME OF PARTS | RM |
|---------|-----------|------|---------------------|-------------------------------|----|
| | | | <デニム用(B430E,B433E)> | <For Denim (B430E,B433E)> | |
| 10 | S49956001 | 1 | イトトリソウチクミ | THREAD TAKE-UP DEVICE | |
| 10-1 | S49659001 | 1 | ソレノイドトリツケイタ | SETTING PLATE, ;SOLENOID | |
| 10-2 | 062710812 | 2 | ナベコ476-32X8 | SCREW, PAN SM4.76-32X8 | |
| 10-3 | S49660001 | 1 | イトトリレバー | LEVER | |
| 10-4 | 107321003 | 2 | ダンネジ4.76 | SHOULDER SCREW, SM4.76 | |
| 10-5 | S19748001 | 1 | サドウ克蘭ククツション | CUSHION | |
| 10-6 | 047401442 | 1 | スプリングピンAW4 | PIN, SPRING ROLL AW4 | |
| 10-7 | S49661001 | 1 | ソレノイドツギテ | SOLENOID JOINT | |
| 10-8 | S01998001 | 2 | アタマツキトメネジ3.57 | SET SCREW, SM3.57 | |
| 10-9 | 110251001 | 2 | ヌノオサエウデバネカケ | SPRING HOOK | |
| 10-10 | 021670102 | 2 | ナツト1シユ3.57 | NUT, 1 SM3.57 | |
| 10-11 | S34883001 | 1 | イトキリバネ | SPRING, EXTENSION | |
| 10-12 | S19748001 | 1 | サドウ克蘭ククツション | CUSHION | |
| 10-13 | S49663001 | 1 | ナツト3.57 | NUT, SM3.57 | |
| 10-14 | 062671012 | 1 | ナベコ357-40X10 | SCREW, PAN SM3.57-40X10 | |
| 10-15 | 028350242 | 1 | バネザガネ2-3.5 | WASHER, SPRING 2-3.5 | |
| 10-16 | 025350332 | 1 | ヒラザガネダイ3.5 | WASHER, PLAIN L 3.5 | |
| 10-17 | S49662001 | 1 | イトトリレバークランク | CRANK, ;THREAD TAKE-UP LEVER | |
| 10-18 | 155559001 | 1 | ヒラザガネ | WASHER, PLAIN | |
| 10-19 | 048040342 | 1 | トメワE4 | RETAINING RING, E4 | |
| 10-20 | S49664000 | 1 | イトトリソレノイドカバー | COVER, ;THR. TAKE-UP SOLENOID | |
| 10-21 | 062670812 | 2 | ナベコ3.57-40X8 | SCREW, PAN SM3.57-40X8 | |
| 10-22 | S20878000 | 1 | ゴムセン5.3 | RUBBER CAP, 5.3 | |
| 10-23 | S49464000 | 1 | イトトリソレノイドクミ | SOLENOID ASSY | |
| 10-24 | S00480000 | 3 | コードホルダ#5 | CORD HOLDER, 5N | |
| 10-25 | 060670612 | 3 | バインド357-40X6 | SCREW, BIND SM3.57-40X6 | |

V2. 付属装置関係 (オプション部品) / Attachment set (Option parts) / Anbausatz (Sonderzubehör) /
 Jeu d'accessoires (Pièces en option) / Juego de fijación (Piezas opcionales)

| REF.NO. | CODE | Q'TY | ヒンメイ | NAME OF PARTS | RM |
|----------|-----------|------|---------------|--------------------------------|----|
| 20 | S49615009 | 1 | デンジワイパークミ | THREAD WIPER SOLENOID ASSY | |
| 20-1 | S41656001 | 1 | イトハライレンカンクミ | THREAD WIPER CONNECT. ROD ASSY | |
| 20-2 | S44600001 | 1 | ワイパーウデクミ | THREAD WIPER ARM ASSY | |
| 20-3 | 153112001 | 1 | ダンネジ3.57 | SHOULDER SCREW, SM3.57 | |
| 20-4 | 021670202 | 1 | ナツト2シユ3.57 | NUT, 2 SM3.57 | |
| 20-5 | S49616009 | 1 | ソレノイドボックスクミ | SOLENOID BOX ASSY | |
| 20-5-1 | S49619001 | 1 | イトハライソレノイドクミ | THREAD WIPER SOLENOID ASSY | |
| 20-5-1-1 | S41204050 | 1 | プランジャゴム | PLUNGER RUBBER | |
| 20-5-2 | 062300612 | 4 | ナベコ3X6 | SCREW, PAN M3X6 | |
| 20-5-3 | S41205001 | 1 | ヒラザガネ | WASHER, PLAIN | |
| 20-5-4 | S41206001 | 1 | イトハライバネ | SPRING, ;T-WIPER | |
| 20-5-5 | S25456001 | 2 | プランジャピン | PLUNGER PIN | |
| 20-5-6 | S42017109 | 1 | Wソレノイドトリツケイタ | SETTING PLATE, W-SOL. | |
| 20-5-7 | S49482000 | 1 | EMロックSWハーネスクミ | EM-LOCK SWITCH HARNESS ASSY | |
| 20-5-7-1 | S32335000 | 1 | SW-AVS311N | SWITCH, AVS311N | |
| 20-5-7-2 | S49466000 | 1 | EMSWハーネス | EM-SWITCH HARNESS | |
| 20-5-8 | S37057001 | 1 | EMスイッチスペーサ3 | EM-SWITCH SPACER, 3 | |
| 20-5-9 | S42018109 | 1 | Wソレノイドカバー | SOLENOID COVER, W | |
| 20-5-10 | 008400604 | 2 | +トラスコ4X6 | SCREW, TRUSS M4X6 | |
| 20-5-11 | S37806109 | 1 | ソレノイドカバーEフタ | SOLENOID COVER LID, E | |
| 20-5-12 | 008400604 | 2 | +トラスコ4X6 | SCREW, TRUSS M4X6 | |
| 20-5-13 | 115007001 | 1 | ザガネ | WASHER, PLAIN 13 | |
| 20-6 | S41207000 | 1 | スペーサゴム | SPACER RUBBER | |
| 20-7 | S25456001 | 1 | プランジャピン | PLUNGER PIN | |
| 20-8 | 018400632 | 2 | アナボルト4X6 | BOLT, SOCKET M4X6 | |
| 20-9 | 100645003 | 2 | ザガネ | WASHER | |
| 20-10 | S41657001 | 1 | イトユルメロツドDW | TENSION RELEASE ROD, DW | |
| 20-11 | 061350616 | 1 | サラコ35X6 | SCREW, FLAT M3.5X6 | |
| 20-12 | 062680812 | 2 | ナベコ437-40X8 | SCREW, PAN SM4.37-40X8 | |
| 20-13 | 156206001 | 1 | ワイパーA | THREAD WIPER, A | |
| 20-14 | S49947000 | 1 | コネクタVHR-5N | CONNECTOR | |
| 20-15 | 060670612 | 3 | バインド357-40X6 | SCREW, BIND SM3.57-40X6 | |
| 20-16 | 149287000 | 3 | ナイロンクランプ | CORD HOLDER, 7N | |
| 20-17 | 104449009 | 1 | ゴムセン15.5 | RUBBER CAP, 15.5 | |



Z1 . 付属品関係 / Accessories / Zubehör / Accessoires / Accesorios

| REF.NO. | CODE | Q'TY | ヒンメイ | NAME OF PARTS | RM |
|---------|-----------|------|---------------|-------------------------------|----|
| 1 | S38037109 | 1 | ベルトカバークミ | BELT COVER ASSY | |
| 1-1 | S38038009 | 1 | ベルトカバー | BELT COVER | |
| 1-2 | S49991000 | 1 | ベルトカバーゴム | RUBBER | |
| 2 | 117934009 | 1 | ゴムセン13.5 | RUBBER CAP, 13.5 | |
| 3 | 062401006 | 1 | ナベコ4X10 | SCREW, PAN M4X10 | |
| 4 | S38039209 | 1 | オイルパンクミ | OIL PAN ASSY | |
| 4-1 | S38040209 | 1 | オイルパン | OIL PAN | |
| 4-2 | 154467001 | 1 | ハイユキヤツブ | DUST OILER | |
| 4-3 | 037301215 | 2 | Vナベタツピン3X12 | TAPPING SCREW, PAN V M3X12 | |
| 4-4 | S18093100 | 1 | クミヒモ4X4 | WICK, 4X4 L = 1100 | |
| 5 | 109714000 | 5 | クギ | NAIL | |
| 6 | 114486002 | 1 | ポリオイラータイ | OILER | |
| 7 | S38041000 | 1 | モータプーリ | MOTOR PULLEY | |
| 8 | 105073001 | 1 | アタマツキトメネジ5.95 | SET SCREW, SM5.95 | |
| 9 | 143882001 | 2 | トウブヒンジ | HEAD HINGE | |
| 10 | 014760622 | 2 | アナトメネジ5.95 | SET SCREW, SOCKET SM5.95 | |
| 11 | S49603000 | 2 | トウブヒンジウケゴム | RUBBER CUSHION | |
| 12 | 109714000 | 4 | クギ | NAIL | |
| 13 | S40417147 | 1 | ローエツジVベルトM | BELT, VM | |
| 14 | 122991001 | 1 | フゾクヒンポリフクロ | ACCESSORY BAG | |
| 16 | ※ | 3 | ボビン | BOBBIN | |
| 17 | ※ | 1 | ミシンハリクミ | NEEDLE ASSY | |
| 18-1 | S10208001 | 1 | イドウハカンザ | SPACER, MOVABLE KNIFE T = 0.4 | |
| 18-2 | S10208002 | 1 | イドウハカンザ | SPACER, MOVABLE KNIFE T = 0.5 | |
| 18-3 | S10208003 | 1 | イドウハカンザ | SPACER, MOVABLE KNIFE T = 0.6 | |
| 19 | S38045109 | 1 | マクラクミ | HEAD REST ASSY | |
| 20 | S49604000 | 2 | トウブウケゴム | RUBBER | |
| 21 | 109714000 | 2 | クギ | NAIL | |
| 22 | 114483002 | 1 | ポリオイラークミ | OILER ASSY | |
| 23 | 154702101 | 1 | オイルタンク | OIL TANK | |
| 26 | 142443001 | 1 | ネジマワシ1.9X52 | SCREW DRIVER, 1.9X52 | |
| 27 | 118837001 | 1 | ネジマワシ3.4X70 | SCREW DRIVER, 3.4X70 | |
| 28 | 101572101 | 1 | ネジマワシ5.5X190 | SCREW DRIVER, 5.5X190 | |
| 29 | 107779001 | 1 | スパナ6X7 | WRENCH, 6X7 | |
| 30 | 100887001 | 1 | スパナ8X9 | WRENCH, 8X9 | |
| 31 | 107780001 | 1 | スパナ10X12 | WRENCH, 10X12 | |
| 32 | S07783001 | 1 | 6カクボウスパナ1.5 | HEXAGONAL WRENCH, 1.5 | |
| 33 | 142721001 | 1 | 6カクボウスパナ3 | HEXAGONAL WRENCH, 3 | |
| 34 | 118064001 | 1 | 6カクボウスパナ4 | HEXAGONAL WRENCH, 4 | |
| 36 | 146256001 | 4 | クツシヨンカナダ | CUSHION COLLAR | |
| 37 | 146255000 | 4 | クツシヨン | CUSHION | |
| 38 | 133740006 | 4 | カクネボルト6X70 | BOLT, SQUARE M6X70 | |
| 39 | 025060336 | 4 | ヒラザガネダイ6 | WASHER, PLAIN L 6 | |
| 40 | 028060246 | 4 | バネザガネ2-6 | WASHER, SPRING 2-6 | |
| 41 | 021060106 | 4 | 1シユナツト6 | NUT, 1 M6 | |
| 42 | 200190001 | 5 | ステツブル | STAPLE | |
| 43 | S18633109 | 1 | モータカバー | MOTOR COVER | |
| 44 | 032422003 | 3 | +マルモクネジ4.1X20 | WOOD SCREW, ROUND M4.1X20 | |
| 45 | 116662003 | 3 | ザガネ | WASHER | |
| 46 | S20137001 | 1 | モータウシロカバー | BACK COVER, MOTOR | |
| 47 | 138444001 | 2 | ナベBタイト4X14 | TAPTITE, PAN B M4X14 | |
| 48 | 025040232 | 2 | ヒラザガネチユウ4 | WASHER, PLAIN M 4 | |

118-V30-910

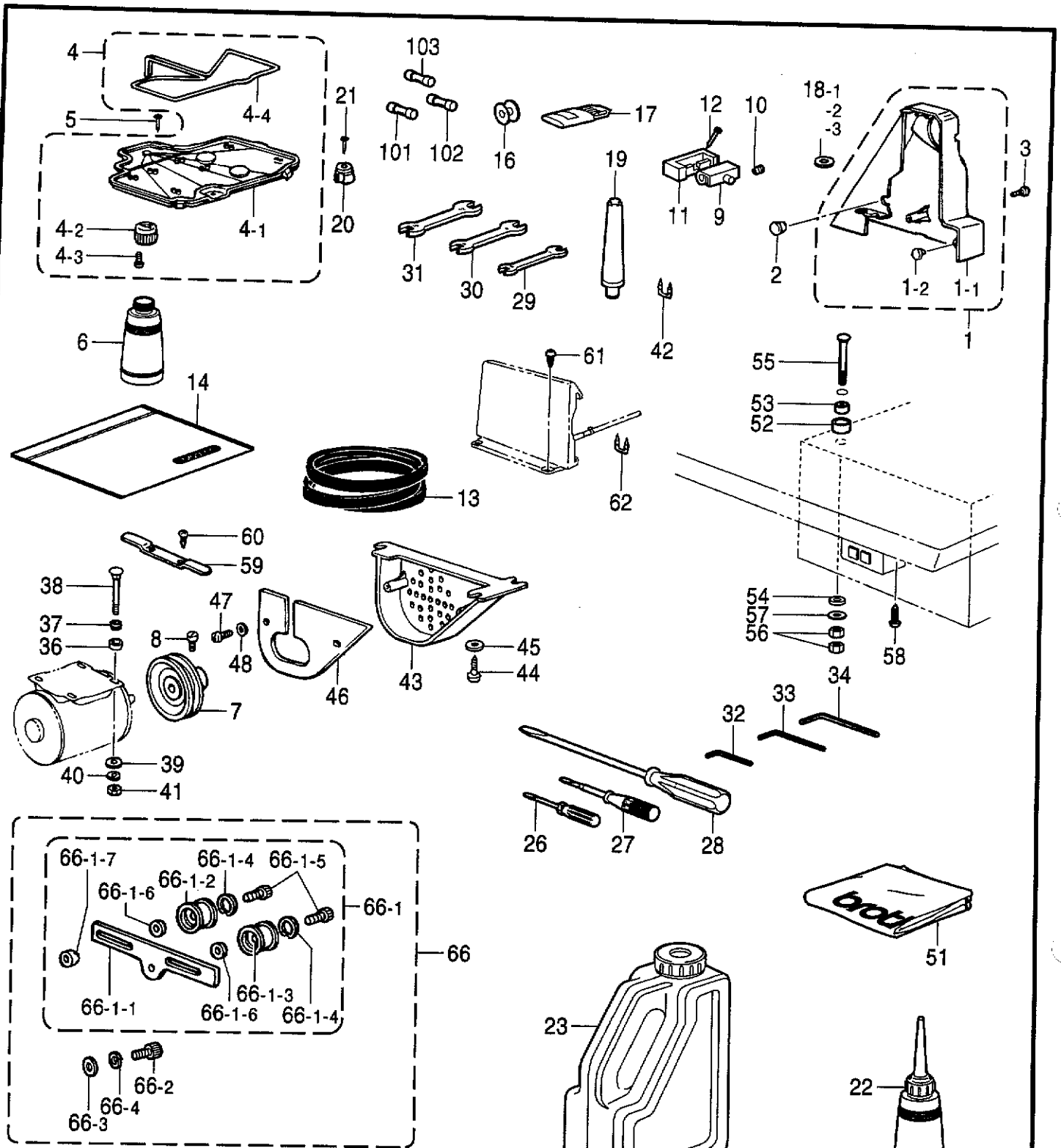
◎ 付属品の明細は変更することがあります。

◎ The details of included accessories are subject to change.

◎ Änderungen in der Aufstellung der Mitgelieferten Zubehöre sind vorbehalten.

◎ Les détails des accessoires inclus sont sujets à des changements.

◎ Los detalles de los accesorios incluidos pueden variar.



< 補給用部品 / For Supply parts >

" オプション部品 / OPTION PARTS "

< デニム用 (B430E, B433E) / For Denim (B430E, B433E) >

Z1 . 付属品関係 / Accessories / Zubehör / Accessoires / Accesorios

| REF.NO. | CODE | Q'TY | ヒンメイ | NAME OF PARTS | RM |
|---------|-----------|------|------------------------------------|---|----|
| 51 | 144226001 | 1 | トウブカバー | HEAD COVER | |
| 52 | 146256001 | 4 | クツシヨンカナグ | CUSHION COLLAR | |
| 53 | 146255000 | 4 | クツシヨン | CUSHION | |
| 54 | S00617000 | 4 | ボウシンゴムカラー | RUBBER COLLAR | |
| 55 | 133740006 | 4 | カクネボルト6X70 | BOLT, SQUARE M6X70 | |
| 56 | 021060106 | 8 | 1シユナツト6 | NUT, 1 M6 | |
| 57 | 025060336 | 4 | ヒラザガネダイ6 | WASHER, PLAIN L 6 | |
| 58 | 032461606 | 2 | +マルモクネジ4.5X16 | WOOD SCREW, ROUND M4.5X16 | |
| 59 | S38044001 | 1 | ヒンジオサエ | HINGE PRESSER | |
| 60 | 032422003 | 2 | +マルモクネジ4.1X20 | WOOD SCREW, ROUND M4.1X20 | |
| 61 | 032422505 | 4 | +マルモクネジ4.1X25 | WOOD SCREW, ROUND M4.1X25 | |
| 62 | 200190001 | 3 | ステツプル | STAPLE | |
| 66 | S49677001 | 1 | テンシヨンプーリオオクミ | TENSION PULLEY SET | |
| 66-1 | S49678001 | 1 | テンシヨンプーリタイクミ | TENSION PULLEY BRACKET ASSY | |
| 66-1-1 | S49679001 | 1 | テンシヨンプーリタイ | TENSION PULLEY BRACKET | |
| 66-1-2 | S47074001 | 2 | アイドルプーリ | IDLER PULLEY | |
| 66-1-3 | 070638800 | 2 | タマジクウケ638ZZ | BALL BEARING, 638ZZ | |
| 66-1-4 | 048280242 | 4 | トメワアナヨウC28 | RETAINING RING, INTERNAL C28 | |
| 66-1-5 | 018082032 | 2 | アナボルト8X20 | BOLT, SOCKET M8X20 | |
| 66-1-6 | S03611001 | 2 | カラーS | COLLAR, S | |
| 66-1-7 | S47176001 | 1 | ナツト8 | NUT, M8 | |
| 66-2 | 018081222 | 1 | アナボルト8X12 | BOLT, SOCKET M8X12 | |
| 66-3 | 025080232 | 1 | ヒラザガネチユウ8 | WASHER, PLAIN M 8 | |
| 66-4 | 028080242 | 1 | バネザガネ2-8 | WASHER, SPRING 2-8 | |
| 101 | S08030000 | 1 | Gヒューズ5AFB | FUSE, 5A ;FB | |
| 102 | 153242000 | 1 | ヒューズ6A | FUSE, 6A | |
| 103 | S48580000 | 1 | GFUSE7AFB | FUSE, 7A ;FB | |
| 64 | S41222101 | 1 | <デニム用(B430E,B433E)> ハリボウイトアンナイB | <For Denim (B430E,B433E)> THREAD GUIDE, B ;N-BAR | |
| 15 | S06706001 | 1 | " オプション部品 " シリコンオイル | " OPTION PARTS " SILICONE OIL | |
| 901 | UA4817000 | 1 | <補給用部品> MOSLSI27C2001 | <For Supply parts> EPROM:27C2001 | |
| 902 | S60400000 | 2 | ドウデンパット30X50 | CONDUCTIVE PAD, 30X50 | |
| 903 | S60711001 | 1 | PROM 1イレハコ | CARTON, ;PROM | |
| 911 | 156006001 | 2 | オサエアシ | WORK CLAMP, U | |
| 912 | 017680512 | 2 | ボルト4.37X5 | BOLT, SM4.37X5 | |

118-V30-910

◎ 付属品の明細は変更することがあります。

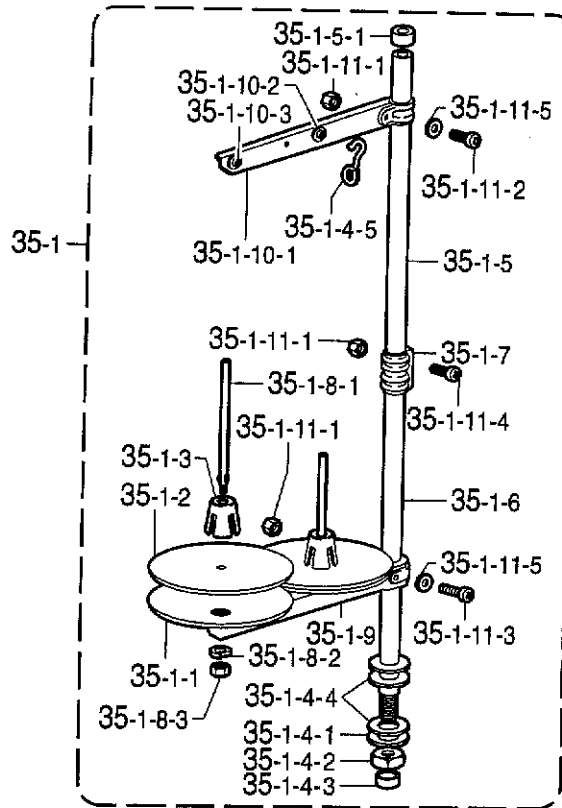
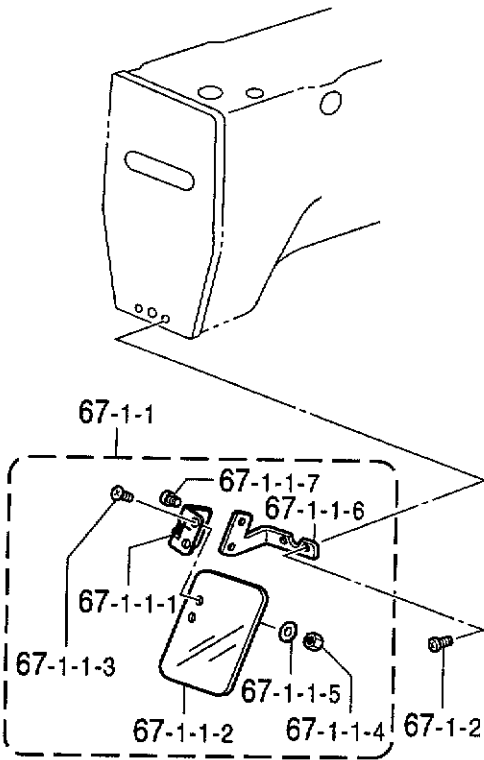
◎ The details of included accessories are subject to change.

◎ Änderungen in der Aufstellung der Mitgelieferten Zubehöre sind vorbehalten.

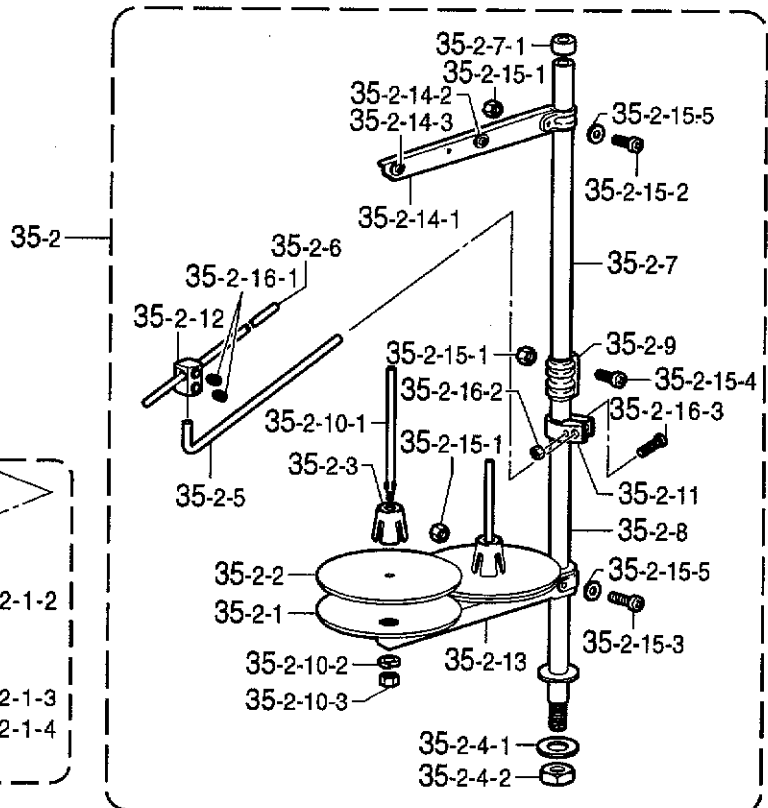
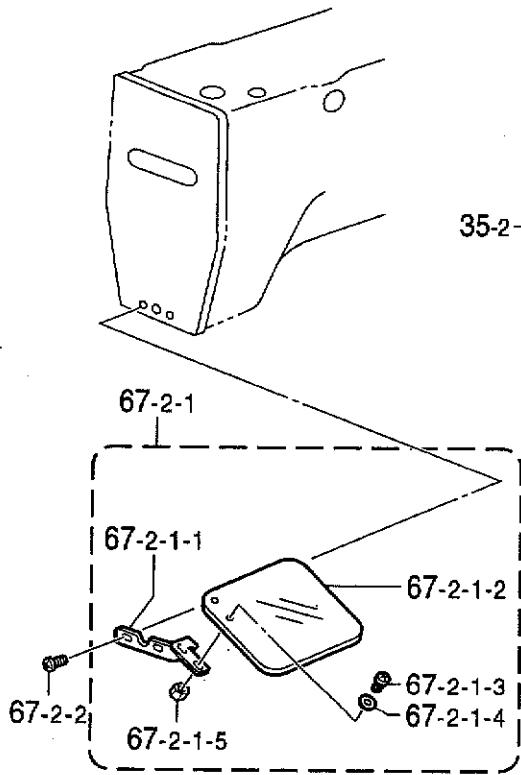
◎ Les détails des accessoires inclus sont sujets à des changements.

◎ Los detalles de accesorios incluidos pueden variar.

< B430E, B432E, B433E用 / For B430E, B432E & B433E >



< B431用 / For B431E >



Z2. 付属品関係 / Accessories / Zubehör / Accessoires / Accesorios

| REF.NO. | CODE | Q'TY | ヒンメイ | NAME OF PARTS | RM |
|-----------|-----------|------|-----------------------------------|---|----|
| | | | <B430E,B432E,B433E用> | <For B430E, B432E & B433E> | |
| 35-1 | S02763402 | 1 | イトタテダイクミ2DR | COTTON STAND ASSY, 2DR | |
| 35-1-1 | S51283001 | 2 | ウケザラ | SPOOL STAND BASE | |
| 35-1-2 | 150182000 | 2 | スプールマット | SPOOL MAT | |
| 35-1-3 | S51282001 | 2 | スプールクツシヨン | SPOOL CUSHION | |
| 35-1-4 | S02777001 | 1 | パイプDネジセットB | PIPE (D) & SCREW SET, B | |
| 35-1-4-1 | 150206002 | 1 | ヒラザガネ16 | WASHER, PLAIN 16 | |
| 35-1-4-2 | S38648001 | 1 | 6カクナツトU5/8 | NUT, U5/8-28 | |
| 35-1-4-3 | 150174000 | 1 | コラムキャツブ | COLUMN CAP | |
| 35-1-4-4 | S01005000 | 2 | イトタテゴム | RUBBER WASHER | |
| 35-1-4-5 | S02747101 | 1 | イトカケバネ | SPRING | |
| 35-1-5 | S40640001 | 1 | コラムパイプキャツブツキ | COLUMN PIPE W/CAP | |
| 35-1-5-1 | 150174000 | 1 | コラムキャツブ | COLUMN CAP | |
| 35-1-6 | 156112003 | 1 | コラムパイプD | COLUMN PIPE, D | |
| 35-1-7 | 150173003 | 1 | コラムジョイント | COLUMN JOINT | |
| 35-1-8 | S21798001 | 2 | スプールネジセット | SPOOL & SCREW SET | |
| 35-1-8-1 | 150179002 | 2 | スプールジクB | SPOOL SHAFT, B | |
| 35-1-8-2 | 028050246 | 2 | バネザガネ2-5 | WASHER, SPRING 2-5 | |
| 35-1-8-3 | 021500106 | 2 | 1シユナツト5 | NUT, 1 M5 | |
| 35-1-9 | S02778002 | 1 | スプールホルダー2 | SPOOL HOLDER, 2 | |
| 35-1-10 | S02786002 | 1 | スレツドハンガークミ2 | THREAD HANGER ASSY, 2 | |
| 35-1-10-1 | S02787002 | 1 | スレツドハンガー2 | THREAD HANGER, 2 | |
| 35-1-10-2 | 150183000 | 2 | イトカケハンガーダイ | THREAD HANGER BASE | |
| 35-1-10-3 | 142990001 | 2 | スレツドブツシユ | THREAD BUSH | |
| 35-1-11 | S40641001 | 1 | スプールジクネジセットA | SPOOL SHAFT & SCREW SET, A | |
| 35-1-11-1 | 021500106 | 4 | 1シユナツト5 | NUT, 1 M5 | |
| 35-1-11-2 | 062501406 | 1 | ナベコ5X14 | SCREW, PAN M5X14 | |
| 35-1-11-3 | 062503506 | 1 | ナベコM5X35 | SCREW, PAN M5X35 | |
| 35-1-11-4 | 062501406 | 2 | ナベコ5X14 | SCREW, PAN M5X14 | |
| 35-1-11-5 | 026050136 | 2 | ヒラザガネコガタ5 | WASHER, PLAIN S 5 | |
| 67-1 | S49602001 | 1 | アイガードセットC | EYE GUARD SET | |
| 67-1-1 | S44493001 | 1 | アイガードクミ | EYE GUARD ASSY | |
| 67-1-1-1 | S44483001 | 1 | チヨウバンクミ | HINGE ASSY | |
| 67-1-1-2 | S44485001 | 1 | アイガード | EYE GUARD | |
| 67-1-1-3 | 061660806 | 2 | サラコ318-40X8 | SCREW, FLAT SM3.18-40X8 | |
| 67-1-1-4 | 021660102 | 2 | ナツト1シユ3.18 | NUT, 1 SM3.18 | |
| 67-1-1-5 | 025030232 | 2 | ヒラザガネチユウ3 | WASHER, PLAIN M 3 | |
| 67-1-1-6 | S44486001 | 1 | アイガードホルダーA | EYE GUARD HOLDER, A | |
| 67-1-1-7 | 062670512 | 2 | ナベコ357-40X5 | SCREW, PAN SM3.57-40X5 | |
| 67-1-2 | 062671016 | 2 | ナベコ357-40X10 | SCREW, PAN SM3.57-40X10 | |
| | | | <B431E用> | <For B431E> | |
| 35-2 | S40574109 | 1 | イトタテダイクミ2DTHF | COTTON STAND ASSY, 2DTHF | |
| 35-2-1 | S51283001 | 2 | ウケザラ | SPOOL STAND BASE | |
| 35-2-2 | 150182000 | 2 | スプールマット | SPOOL MAT | |
| 35-2-3 | S51282001 | 2 | スプールクツシヨン | SPOOL CUSHION | |
| 35-2-4 | S02775001 | 1 | パイプネジセットA | PIPE SCREW SET, A | |
| 35-2-4-1 | 150206002 | 1 | ヒラザガネ16 | WASHER, PLAIN 16 | |
| 35-2-4-2 | S38648001 | 1 | 6カクナツトU5/8 | NUT, U5/8-28 | |
| 35-2-5 | S04109001 | 1 | イトアンナイササエボウ | SUPPORT BAR, ;TR-GUIDE | |

118-V30-910

◎ 付属品の明細は変更することがあります。

◎ The details of included accessories are subject to change.

◎ Änderungen in der Aufstellung der Mitgelieferten Zubehöre sind vorbehalten.

◎ Les détails des accessoires inclus sont sujets à des changements.

◎ Los detalles de accesorios incluidos pueden variar.

Z2. 付属品関係 / Accessories / Zubehör / Accessoires / Accesorios

| REF.NO. | CODE | Q'TY | ヒンメイ | NAME OF PARTS | RM |
|-----------|-----------|------|--------------|-----------------------------|----|
| 35-2-6 | 142997001 | 1 | イトアンナイ3 | THREAD GUIDE, 3 | |
| 35-2-7 | S40640001 | 1 | コラムパイプキヤツプツキ | COLUMN PIPE W/CAP | |
| 35-2-7-1 | 150174000 | 1 | コラムキヤツプ | COLUMN CAP | |
| 35-2-8 | 156112003 | 1 | コラムパイプD | COLUMN PIPE, D | |
| 35-2-9 | 150173003 | 1 | コラムジョイント | COLUMN JOINT | |
| 35-2-10 | S21798001 | 2 | スプールネジセット | SPOOL & SCREW SET | |
| 35-2-10-1 | 150179002 | 2 | スプールジクB | SPOOL SHAFT, B | |
| 35-2-10-2 | 028050246 | 2 | バネザガネ2-5 | WASHER, SPRING 2-5 | |
| 35-2-10-3 | 021500106 | 2 | 1シユナツト5 | NUT, 1 M5 | |
| 35-2-11 | 150185009 | 1 | イトアンナイホルダー | THREAD GUIDE HOLDER | |
| 35-2-12 | 138843001 | 1 | ササエボウツギテ | JOINT | |
| 35-2-13 | S02778002 | 1 | スプールホルダー2 | SPOOL HOLDER, 2 | |
| 35-2-14 | S02786002 | 1 | スレツドハンガークミ2 | THREAD HANGER ASSY, 2 | |
| 35-2-14-1 | S02787002 | 1 | スレツドハンガー2 | THREAD HANGER, 2 | |
| 35-2-14-2 | 150183000 | 2 | イトカケハンガーダイ | THREAD HANGER BASE | |
| 35-2-14-3 | 142990001 | 2 | スレツドブツシュ | THREAD BUSH | |
| 35-2-15 | S40641001 | 1 | スプールジクネジセットA | SPOOL SHAFT & SCREW SET, A | |
| 35-2-15-1 | 021500106 | 4 | 1シユナツト5 | NUT, 1 M5 | |
| 35-2-15-2 | 062501406 | 1 | ナベコ5X14 | SCREW, PAN M5X14 | |
| 35-2-15-3 | 062503506 | 1 | ナベコM5X35 | SCREW, PAN M5X35 | |
| 35-2-15-4 | 062501406 | 2 | ナベコ5X14 | SCREW, PAN M5X14 | |
| 35-2-15-5 | 026050136 | 2 | ヒラザガネコガタ5 | WASHER, PLAIN S 5 | |
| 35-2-16 | S40643001 | 1 | ホルダーツギテネジセット | HOLDER JOINT & SCREW SET | |
| 35-2-16-1 | 014060632 | 2 | アナクボミ6X6 | SET SCREW, SOCKET (CP) M6X6 | |
| 35-2-16-2 | 021500106 | 1 | 1シユナツト5 | NUT, 1 M5 | |
| 35-2-16-3 | 062503506 | 1 | ナベコM5X35 | SCREW, PAN M5X35 | |
| 67-2 | S50000001 | 1 | アイガードセットD | EYE GUARD SET, D | |
| 67-2-1 | S36685101 | 1 | アイガードクミ | EYE GUARD ASSY | |
| 67-2-1-1 | S36686101 | 1 | アイガードササエイタ | EYE GUARD SUPPORT PLATE | |
| 67-2-1-2 | S52097001 | 1 | アイガード | EYE GUARD | |
| 67-2-1-3 | 062660712 | 2 | ナベコ318-40X7 | SCREW, PAN SM3.18-40X7 | |
| 67-2-1-4 | 025660132 | 2 | ヒラザガネシヨウ3.18 | WASHER, PLAIN S 3.18 | |
| 67-2-1-5 | 021660102 | 2 | ナツト1シユ3.18 | NUT, 1 SM3.18 | |
| 67-2-2 | 062671016 | 2 | ナベコ357-40X10 | SCREW, PAN SM3.57-40X10 | |

118-V30-910

◎ 付属品の明細は変更することがあります。

◎ The details of included accessories are subject to change.

◎ Änderungen in der Aufstellung der Mitgelieferten Zubehöre sind vorbehalten.

◎ Les détails des accessoires inclus sont sujets à des changements.

◎ Los detalles des accesorios incluidos pueden variar.











Sp1 . 仕様別部品一覧表 (B430E Mark II) / DIFFERENT PARTS LIST (B430E Mark II) / ZUBEHÖRLISTE (B430E Mark II) /
LISTE DES PIÈCES ACCESSOIRES (B430E Mark II) / LISTA DE PIEZAS ACCESORIAS (B430E Mark II)

LK3-B430E-Mark II, B431E-Mark II, B432E-Mark II, B433E-Mark II には下記部品が用意されていますので幅広い用途にご活用ください。

The following are standard gauge parts according to each specification.





◎表中★の部品は、LK3-B430E電子門止めミシンと共通です。☆の部品は、BAS-311Eプログラム式電子ミシンと共通です。

◎In the following table, parts marked with ★ are common with the LK3-B430E; parts with ☆ are common with the BAS-311E.

| B430E Mark II | | | | | |
|---|-------------|-----------------------------|--------------------|-------------------------|-----------------------------|
| 品名 Part name | 仕様 Spec. | -2 | -1 | -5 | -7 |
| (J-53) 針穴板 Needle hole plate  | | ☆ (ø2.6) S10212-101 E | | (ø2.2) S49980-001 FM | ☆ (ø1.6) S10211-001 A |
| (E-24) ボビンケース組 Bobbin case assy  | | ★ 152690-301 B | | ★ 159610-201 A | ★ 159610-201 A |
| | | ☆ S15902-401 LA | | ☆ S15902-401 LA | |
| (E-24-1) ボビンケース調子ばね Tension spring  | | ★ 154340-001 B | | ★ 154339-001 A | ★ 154339-001 A |
| | | ☆ S16074-101 LA | | ☆ S16074-101 LA | |
| (E-24-2) ボビンケースばねねじ Screw  | | | ★ 154341-001 | | ★ 154341-001 A |
| | | | ☆ S16492-101 LA | | |
| (E-24-3) 空転防止ばね Spring, anti-spin  | | ★ 154342-001 B | | ★ 159612-001 A | ★ 159612-001 A |
| | | ☆ S15667-001 LA | | ☆ S15667-001 LA | |
| (E-25) ボビン Bobbin  | | | ★ 159613-051 | | ★ 159613-051 |
| | | | ☆ S15665-001 LA | | |
| (E-22) 中がま箱組 Shuttle hook assy, w/box  | | ★ 152687-902 B | | ★ 152685-903 A | ★ 152685-903 A |
| | | ☆ S15663-991 LB | | ☆ S15662-992 LA | |
| (E-21) 大がま Shuttle race body  | | ★ 152686-101 B | | ★ 152682-101 A | ★ |
| (G-14) 糸調子ばね Spring, tension  | | ★ 107606-001 | | ★ 104525-001 | ★ |
| (G-10) 糸取りばね Thread take-up spring  | | ★ 144588-001 B | | ★ 145519-001 | ★ |

Sp1 . 仕様別部品一覧表 (B430E Mark II) / DIFFERENT PARTS LIST (B430E Mark II) / ZUBEHÖRLISTE (B430E Mark II) /
 LISTE DES PIÈCES ACCESSOIRES (B430E Mark II) / LISTA DE PIEZAS ACCESORIAS (B430E Mark II)


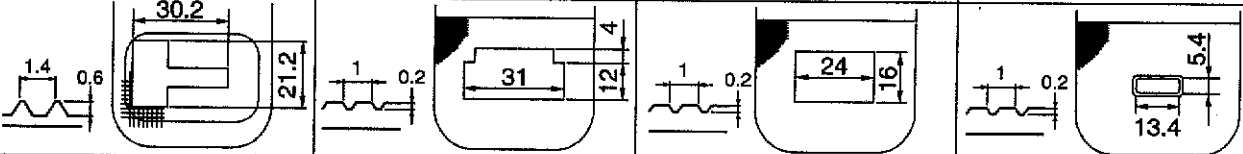
◎表中★の部品は、LK3-B430E 電子閉止めミシンと共通です。☆の部品は、BAS-311Eプログラム式電子ミシンと共通です。
 ◎In the following table, parts marked with ★ are common with the LK3-B430E; parts with ☆ are common with the BAS-311E.

| | | B430E Mark II | | | |
|--|-------------|--|---|---|--|
| 品名 Part name | 仕様 Spec. | -2 | -1 | -5 | -7 |
| (G-25) 針棒糸案内 Thread guide, ;n-bar  | | ★ 152890-001 A | | S41222-001 B | ★ |
| (Z1-17) ミシン針組 Needle assy | | ★ S37928-419 | 107415-414 | | ★ 107415-409 |
| (B-26) 針 Needle  | | ★ DP×17 NY #19 S37928-019 | DP×5 #14 107415-014 | | ★ DP×5 #9 107415-009 |
| (C2-37) 押え腕組 Work clamp arm assy | | S49591-001 | S49594-001 | S49596-001 | S51095-001 |
| (C2-37-8, 37-9) 押え足 Work clamp, U  | | ★ 5.6×23 (3mm用) R. 153608-101 L. 154527-001 | ★ 4×18 (2mm用) R. 152777-001 L. 152778-001 | ★ 4×12 (2mm用) R. 152779-001 L. 152780-001 | ★ 4×12 (2mm用) R. S49695-001 L. S49694-001 |
| (C2-100) 送り板 Feed plate  | | S49697-001 | 12×31 (沈下式 L Submerged-type, L) S49698-001 | 16×24 (沈下式 S Submerged-type, S) S49700-001 | 5.4×13.4 (2mm用) S49696-001 |

◎標準の押え足、送り板のサイズは、次のとおりです。(実際の縫製エリアは、内枠寸法から約1.5mm内側になります。)

◎Standard sizes for work clamps and feed plates are as follows:













(The actual sewing area has 1.5mm margin on every size; inside the lines which the dimensions indicate.)

| | | B430E Mark II | | | |
|--------------------------------------|--|---------------|------------|------------|------------|
| 機種 / Model | 仕様 / Spec. | -2 | -1 | -5 | -7 |
| R | | 153608-101 | 152777-001 | 152779-001 | S49695-001 |
| L | | 154527-001 | 152778-001 | 152780-001 | S49694-001 |
| (C2-37-8, 37-9) 押え足 Work clamp |  | | | | |
| (C2-100) 送り板 Feed plate |  | S49697-001 | S49698-001 | S49700-001 | S49696-001 |

118-V30-Sp1




Sp2 . 仕様別部品一覧表 (B431E Mark II ,B432E Mark II) / DIFFERENT PARTS LIST (B431E Mark II ,B432E Mark II) /
 ZUBEHÖRLISTE (B431E Mark II ,B432E Mark II) /
 LISTE DES PIECES ACCESSOIRES (B431E Mark II ,B432E Mark II) /
 LISTA DE PIEZAS ACCESORIAS (B431E Mark II ,B432E Mark II)

◎表中★の部品は、LK3-B430E電子円止めミシンと共通です。☆の部品は、BAS-311Eプログラム式電子ミシンと共通です。
 ◎In the following table, parts marked with ★ are common with the LK3-B430E; parts with ☆ are common with the BAS-311E.

| 品名 Part name | 仕様 Spec. | B431E Mark II | | B432E Mark II |
|--|---|-------------------------|----|-------------------------|
| | | -2 | -3 | - |
| (J-53) 針穴板 Needle hole plate |  | (ø2.2) S49980-001 FM | | (ø2.2) S49980-001 FM |
| (E-24) ボビンケース組 Bobbin case assy |  | 159610-201 A | ★ | 159610-201 A ★ |
| | | S15902-401 LA | ☆ | S15902-401 LA ☆ |
| (E-24-1) ボビンケース調子ばね Tension spring |  | 154339-001 A | ★ | 154339-001 A ★ |
| | | S16074-101 LA | ☆ | S16074-101 LA ☆ |
| (E-24-2) ボビンケースばねねじ Screw |  | 154341-001 | ★ | 154341-001 ★ |
| | | S16492-101 LA | ☆ | S16492-101 LA ☆ |
| (E-24-3) 空転防止ばね Spring, anti-spin |  | 159612-001 A | ★ | 159612-001 A ★ |
| | | S15667-001 LA | ☆ | S15667-001 LA ☆ |
| (E-25) ボビン Bobbin |  | 159613-051 | ★ | 159613-051 ★ |
| | | S15665-001 LA | ☆ | S15665-001 LA |
| (E-22) 中がま箱組 Shuttle hook assy, w/box |  | 152685-903 A | ★ | 152685-903 A ★ |
| | | S15662-992 LA | ☆ | S15662-992 LA |
| (E-21) 大がま Shuttle race body |  | 152682-101 A | ★ | 152682-101 A ★ |
| (G-14) 糸調子ばね Spring,tension |  | 104525-001 | ★ | 104525-001 ★ |
| (G-10) 糸取りばね Thread take-up spring |  | 145519-001 | ★ | 145519-001 ★ |
| (G-25) 針棒糸案内 Thread guide, ;n-bar |  A  B | 141222-001 B | ★ | S41222-001 B ★ |

Sp2 . 仕様別部品一覧表 (B431E Mark II ,B432E Mark II) / DIFFERENT PARTS LIST (B431E Mark II ,B432E Mark II) /
 ZUBEHÖRLISTE (B431E Mark II ,B432E Mark II) /
 LISTE DES PIÈCES ACCESSOIRES (B431E Mark II ,B432E Mark II) /
 LISTA DE PIEZAS ACCESORIAS (B431E Mark II ,B432E Mark II)

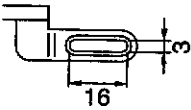
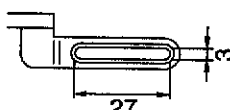
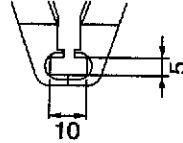
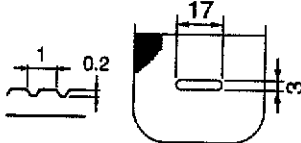
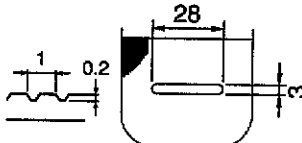
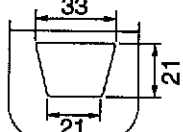
◎表中★の部品は、LK3-B430E電子冪止めミシンと共通です。☆の部品は、BAS-311Eプログラム式電子ミシンと共通です。
 ◎In the following table, parts marked with ★ are common with the LK3-B430E; parts with ☆ are common with the BAS-311E.

| 品名 Part name | 仕様 Spec. | B431E Mark | | B432E Mark II |
|--|---|------------------------|---------------------|------------------------|
| | | -2 | -3 | - |
| (Z1-17) ミシン針組 Needle assy | | 107415-414 | | 107415-414 |
| (B-26) 針 Needle |  | DPx5 #14 107415-014 | | DPx5 #14 107415-014 |
| (C3-37) 押え腕組 Work clamp arm assy | | 431-S S51848-001 | 431-L S51851-001 | - |
| (C3-37-10) 押え足 Work clamp, U |  | 431-S 154416-101 | 431-L 154417-101 | - |
| (C3-100, C4-100) 送り板 Feed plate |  | 431-S S51853-001 | 431-L S51852-001 | 432 S51084-001 |

◎標準の押え足、送り板のサイズは、次のとおりです。(実際の縫製エリアは、内枠寸法から約1.5mm内側になります。)

◎Standard sizes for work clamps and feed plates are as follows:













(The actual sewing area has 1.5mm margin on every size; inside the lines which the dimensions indicate.)

| 機種 / Model | B431E Mark II | | B432E Mark II |
|---|---|---|--|
| | -2 | -3 | - |
| 仕様 / Spec. | | | |
| R | 154416-101 | 154417-101 | 118249-001 |
| L | | | 118250-001 |
| (C3-37-10, C4-37-29 -30) 押え足 Work clamp |  |  |  |
| (C3-100, C4-100) 送り板 Feed plate | S51853-001 | S51852-001 | S51084-001 |
| |  |  |  |

118-V30-Sp2




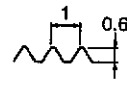


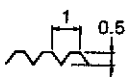
Sp3 . 仕様別部品一覧表 (B433E Mark II) / DIFFERENT PARTS LIST (B433E Mark II) / ZUBEHÖRLISTE (B433E Mark II) /
LISTE DES PIÈCES ACCESSOIRES (B433E Mark II) / LISTA DE PIEZAS ACCESORIAS (B433E Mark II)

◎表中★の部品は、LK3-B430E電子門止めミシンと共通です。☆の部品は、BAS-311Eプログラム式電子ミシンと共通です
◎In the following table, parts marked with ★ are common with the LK3-B430E; parts with ☆ are common with the
BAS-311E.

| 品名 Part name | 仕様 Spec. | B433E Mark II | | |
|--|---|--------------------------|-------------------------|--------------------------|
| | | -2 | -1 | -7 |
| (J-53) 針穴板 Needle hole plate |  | (ø2.6) S10212-101 E ☆ | (ø2.2) S49980-001 FM | (ø1.6) S10211-001 A ☆ |
| (E-24) ボビンケース組 Bobbin case assy |  | 152690-301 B ★ | 159610-201 A ★ | 159610-201 A |
| | | S15902-401 LA ☆ | S15902-401 LA ☆ | |
| (E-24-1) ボビンケース調子ばね Tension spring |  | 154340-001 B ★ | 154339-001 A ★ | 154339-001 A |
| | | S16074-101 LA ☆ | S16074-101 LA ☆ | |
| (E-24-2) ボビンケースばねねじ Screw |  | 154341-001 ★ | 154341-001 ★ | 154341-001 |
| | | S16492-101 LA ☆ | S16492-101 LA ☆ | |
| (E-24-3) 空転防止ばね Spring, anti-spin |  | 154342-001 B ★ | 159612-001 A ★ | 159612-001 A |
| | | S15667-001 LA ☆ | S15667-001 LA ☆ | |
| (E-25) ボビン Bobbin |  | 159613-051 ★ | | 159613-051 |
| | | S15665-001 LA ☆ | | |
| (E-22) 中がま箱組 Shuttle hook assy, w/box |  | 152687-902 B ★ | 152685-903 A ★ | 152685-903 A |
| | | S15663-991 LB ☆ | S15662-992 LA ☆ | |
| (E-21) 大がま Shuttle race body |  | 152686-101 B ★ | 152682-101 A | ★ |
| (G-14) 糸調子ばね Spring, tension |  | 107606-001 ★ | 104525-001 | ★ |
| (G-10) 糸取りばね Thread take-up spring |  | 144588-001 B ★ | 145519-001 | ★ |
| (G-25) 針棒糸案内 Thread guide, ;n-bar |  A  B | 152890-001 A ★ | S41222-001 B | ★ |

Sp3 . 仕様別部品一覧表 (B433E Mark II) / DIFFERENT PARTS LIST (B433E Mark II) / ZUBEHÖRLISTE (B433E Mark II) /
 LISTE DES PIÈCES ACCESSOIRES (B433E Mark II) / LISTA DE PIEZAS ACCESORIAS (B433E Mark II)

◎表中★の部品は、LK3-B430E電子門止めミシンと共通です。☆の部品は、BAS-311Eプログラム式電子ミシンと共通です
 ◎In the following table, parts marked with ★ are common with the LK3-B430E; parts with ☆ are common with the
 BAS-311E.

| | | B433E Mark II | | |
|---|--|---|---|-------------------------|
| 品名 Part name | 仕様 Spec. | -2 | -1 | -7 |
| (Z1-17) ミシン針組 Needle assy | | S37928-419 ★ | 107415-414 | 107415-409 ★ |
| (B-26) 針 Needle |  | DP×17 NY#19 S37928-019 ★ | DP×5 #14 107415-014 | DP×5 #9 107415-009 ★ |
| (C5-200) 押えブランク Work clamp, ; blank |  | 433-2 S41353-001  | 433-1 S41352-001  | |
| (C5-100) 送り板ブランク Feed plate blank |  | 433-2 S41355-001  | 433-1 S41354-001  | |

118-V30-Sp3

<ゲージ部品>

オプションのゲージ部品には次のものがあります。

押え足 (押え) と送り板は、上下の組合わせになります。

- ・ 押え足と送り板 (B430E MarkII 用)

< Gauge parts >

The following are provided as optional gauge parts.

Each work clamp pair and presser pair are used in combination with the feed plate directly below them.

- ・ Work clamps and feed plate (For B430E MarkII)

| | 1 | 2 | 3 | 4 |
|---|---------------------------------|-----------------|-----------------|---------------------|
| R | 152781-001 (デニム / For denim) | 153201-001 (PL) | 153203-001 (PS) | S00906-001 (1 Inch) |
| L | 152782-001 (デニム / For denim) | 153202-001 (PL) | 153204-001 (PS) | S00907-001 (1 Inch) |
| (C2-37-8, 37-9) 押え足 Work clamp | | | | |
| (C2-100) 送り板 Feed plate | S49942-001 (デニム / For denim) | S49943-001 (PL) | S49944-001 (PS) | S49946-001 (1 Inch) |
| | | | | |

| | 5 | 6 | 7 | 8 |
|---|-------------------|---------------------------------|-----------------|--|
| R | S33747-001 (30mm) | 153201-001 (デニム / For denim) | 152777-001 (PM) | 152779-001 (メリヤス / For knitted materials) |
| L | S33748-001 (30mm) | 153202-001 (デニム / For denim) | 152778-001 (PM) | 152780-001 (メリヤス / For knitted materials) |
| (C2-37-8, 37-9) 押え足 Work clamp | | | | |
| (C2-100) 送り板 Feed plate | S49948-001 (30mm) | S49949-001 (デニム / For denim) | S49943-001 (PL) | S49699-001 (メリヤス / For knitted materials) |
| | | | | |

| | 9 |
|-------------------------------|-----------------|
| (C2-100) 送り板 Feed plate | S49945-001 (MS) |
| | |

| | 10 | 11 | 12 | 13 |
|---|--|---|--|---|
| R | S46771-001 (線門止 / For straight bar tacking) | S46771-001 (線門・沈 / For straight bar tacking/submerged) | S46774-001 (縦門止 / For vertical bar tacking) | S46774-001 (縦門・沈 / For vertical bar tacking/submerged) |
| L | S46770-001 (線門止 / For straight bar tacking) | S46770-001 (線門・沈 / For straight bar tacking/submerged) | S46773-001 (縦門止 / For vertical bar tacking) | S46773-001 (縦門・沈 / For vertical bar tacking/submerged) |
| (C2-37-8, 37-9) 押え足 Work clamp | | | | |
| (C2-100) 送り板 Feed plate | S49970-001 (線門止 / For straight bar tacking) | S49974-001 (線門・沈 / For straight bar tacking/submerged) | S49971-001 (縦門止 / For vertical bar tacking) | S49975-001 (縦門・沈 / For vertical bar tacking/submerged) |
| | | | | |
| (C) 押え足 Work clamp ボルト Bolt | 156006-001 017680-512 | 156006-001 017680-512 | 156006-001 017680-512 | 156006-001 017680-512 |
| | | | | |

| | 14 | 15 |
|---|---|--|
| R | S46777-001 (菊穴 / For circular stitching) | S46780-001 (半月門 / For crescent bar tacking) |
| L | S46776-001 (菊穴 / For circular stitching) | S46779-001 (半月門 / For crescent bar tacking) |
| (C2-37-8, 37-9) 押え足 Work clamp | | |
| (C2-100) 送り板 Feed plate | S49972-001 (菊穴 / For circular stitching) | S49973-001 (半月門 / For crescent bar tacking) |
| | | |
| (C) 押え足 Work clamp ボルト Bolt | 156006-001 017680-512 | 156006-001 017680-512 |
| | | |

*14, 15 については、別にプログラム作成が必要です。

*Separate programs must be created if using 14 or 15.

Ga1 . ゲージ部品一覧表 (B430E MarkII) / Gauge parts List (B430E MarkII) / Lehrenliste (B430E MarkII) /
 Liste des Pièces de cartent (B430E MarkII) / Lista d'ePiezas de calibradores (B430E MarkII)

| (C2) 押え足ブランク / Work clamp blank | (C2) 送り板ブランク / Feed plate blank | | |
|------------------------------------|------------------------------------|------------|------------|
| 155994-000 | S49976-000 | S49977-000 | S49978-000 |
| | | | |

Ga2 . ゲージ部品一覧表 (B433E MarkII) / Gauge parts List (B433E MarkII) / Lehrenliste (B433E MarkII) /
 Liste des Pièces de cartent (B433E MarkII) / Lista d'ePiezas de calibradores (B433E MarkII)

- ・押え足と送り板 (B433E MarkII 用)
- ・ Work clamp and feed plate (For B433E MarkII)

| | 1 | 2 | 3 | 4 | 5 |
|-------------------------------|---|--|---|------------|------------|
| R | S43441-001 (縦門・沈 / For vertical bar tacking / submerged) | S43955-001 | S46212-001 | S43955-001 | S46212-001 |
| L | S43442-001 (縦門・沈 / For vertical bar tacking / submerged) | S43956-001 | S46213-001 | S43956-001 | S46213-001 |
| (C5-200) 押え足 Work clamp | | | | | |
| (C5-100) 送り板 Feed plate | S43440-001 (縦門・沈 / For vertical bar tacking / submerged) | 156087-001 (門止・沈 / For bar tacking / submerged) | 156084-001 (門止・サンド / For bar tacking / sandwiched) | | |
| | | | | | |

| | 6 | 7 | 8 | 9 |
|-------------------------------|--|---|--|--|
| R | S46788-001 (縦門止 / For vertical bar tacking) | S46791-001 (菊穴 / For circular stitching) | S46794-001 (半月門 / For crescent bar tacking) | S46785-001 (線門止 / For straight bar tacking) |
| L | S46787-001 (縦門止 / For vertical bar tacking) | S46790-001 (菊穴 / For circular stitching) | S46793-001 (半月門 / For crescent bar tacking) | S46784-001 (線門止 / For straight bar tacking) |
| (C5-200) 押え足 Work clamp | | | | |
| (C5-100) 送り板 Feed plate | S46786-001 (縦門止 / For vertical bar tacking) | S46789-001 (菊穴 / For circular stitching) | S46792-001 (半月門 / For crescent bar tacking) | S46783-001 (線門止 / For straight bar tacking) |
| | | | | |

Ga3 . ゲージ部品一覧表 / Gauge parts List / Lehrenliste / Liste des Pièces decartment /
 Lista d'ePiezas de calibradores

| (J-53) 針穴板 / Needle hole plate | | | | | | | | | | | |
|--|------------|----|------------|---|------------|---|------------|-----------------------------|------------|----|------------|
| A | S10211-001 | AF | S51449-001 | BZ | S41013-001 | D | S29997-001 | E | S10212-101 | ED | S30925-001 |
| <p>(メリヤス用標準 / For knitted materials)</p> | | | | | | | | <p>(デニム用標準 / For denim)</p> | | | |
| F | S10213-001 | FD | S30926-001 | FM | S49980-001 | H | S30450-001 | L | S25127-001 | M | S34348-001 |
| | | | | <p>(被服用標準 / For ordinary materials)</p> | | | | | | | |

◎ 標準の針穴板は、次のとおりです。



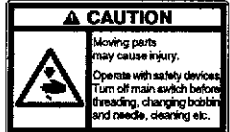


◎ Standard needle hole plates are as follows.

| 機種 / Model | B430E Mark II | | | |
|--------------------------|----------------|-----------------|-----------------|----------------|
| 仕様 / Spec. | -2 | -1 | -5 | -7 |
| 針穴板 Needle hole plate | E S10212-101 | FM S49980-001 | FM S49980-001 | A S10211-001 |
| | | | | |

| 機種 / Model | B431E Mark II | | B432E Mark II |
|--------------------------|-----------------|-----------------|-----------------|
| 仕様 / Spec. | -2 | -3 | - |
| 針穴板 Needle hole plate | FM S49980-001 | FM S49980-001 | FM S49980-001 |
| | | | |

| 機種 / Model | B433E Mark II | | |
|--------------------------|----------------|-----------------|----------------|
| 仕様 / Spec. | -2 | -1 | -7 |
| 針穴板 Needle hole plate | E S10212-101 | FM S49980-001 | A S10211-001 |
| | | | |

Wa. 警告ラベル / Warning labels / Warnschilder / Etiquettes d'avertissement /
Etiquetas de advertencia

| 警告ラベル / Warning labels | 品名 / Name of parts | Size(mm) | Code |
|---|------------------------------|----------|------------|
|  | 電撃ラベル・和 | 40×64 | S38353-101 |
|  | Label, etc. shock 4 lang. | 45×118 | S38352-101 |
|  | 操作注意ラベル・和 | 40×64 | S38350-001 |
|  | Label, operation Eng. | 40×64 | S38349-001 |
|  | PE マーク Mark, grounding | 7.5×12.5 | S37059-001 |
|  | アースマーク Mark, grounding | φ 12 | S37060-001 |

索引 / INDEX / VERZEICHNIS /
INDEX / INDICE

| CODE | REF.NO. | Page |
|-----------|---------------|------|
| J02657001 | Q2 - 2-1-3 | 46 |
| | Q2 - 2-2-3 | 46 |
| | Q2 - 2-3-3 | 46 |
| | Q2 - 2-4-3 | 46 |
| | Q2 - 2-7-3 | 46 |
| S00480000 | R - 19 | 50 |
| | U3 - 2-1-12 | 60 |
| | V1 - 10-24 | 62 |
| S00554000 | Q1 - 1-17 | 42 |
| S00617000 | Z1 - 54 | 68 |
| S00705001 | J - 47 | 34 |
| S00906001 | Ga1- C2-37-8 | 78 |
| S00907001 | Ga1- C2-37-9 | 78 |
| S01005000 | Z2 - 35-1-4-4 | 70 |
| S01199003 | U3 - 2-4-1 | 60 |
| S01603009 | U3 - 2-4 | 60 |
| S01998001 | L - 8 | 36 |
| | M - 13 | 38 |
| | V1 - 10-8 | 62 |
| S02354001 | J - 24 | 32 |
| | M - 3 | 38 |
| S02429101 | E - 14-2 | 24 |
| S02652001 | J - 7 | 32 |
| S02654001 | J - 8-1 | 32 |
| S02747101 | Z2 - 35-1-4-5 | 70 |
| S02763402 | Z2 - 35-1 | 70 |
| S02775001 | Z2 - 35-2-4 | 70 |
| S02777001 | Z2 - 35-1-4 | 70 |
| S02778002 | Z2 - 35-1-9 | 70 |
| | Z2 - 35-2-13 | 71 |
| S02786002 | Z2 - 35-1-10 | 70 |
| | Z2 - 35-2-14 | 71 |
| S02787002 | Z2- 35-1-10-1 | 70 |
| | Z2- 35-2-14-1 | 71 |
| S03611001 | Z1 - 66-1-6 | 68 |
| S04109001 | Z2 - 35-2-5 | 70 |
| S06533001 | C4 - 37-31 | 14 |
| S06706001 | Z1 - 15 | 68 |
| S07333001 | F - 2 | 26 |
| S07456000 | F - 3 | 26 |
| S07783001 | Z1 - 32 | 66 |
| S08030000 | Q1 - 1-26-16 | 42 |
| | Z1 - 101 | 68 |
| S09043000 | E - 14-8 | 24 |
| | F - 32 | 26 |
| S09212001 | C1 - 3-1 | 6 |
| S10103001 | D1 - 302 | 20 |
| S10105001 | D1 - 14 | 20 |
| | D2 - 14 | 22 |
| S10162201 | F - 15 | 26 |
| S10174000 | H - 1-15 | 30 |
| S10195001 | J - 30 | 32 |
| S10202101 | J - 41 | 32 |
| S10205001 | J - 45 | 34 |
| S10208001 | J - 46 | 34 |
| | Z1 - 18-1 | 66 |
| S10208002 | J - 46 | 34 |
| | Z1 - 18-2 | 66 |
| S10208003 | J - 46 | 34 |
| | Z1 - 18-3 | 66 |
| S10209101 | J - 48 | 34 |
| S10210201 | J - 49 | 34 |
| S10211001 | Ga3- J-53 | 81 |

| CODE | REF.NO. | Page |
|-----------|--------------|------|
| S10211001 | Sp1- J-53 | 72 |
| | Sp3- J-53 | 76 |
| S10212101 | Ga3- J-53 | 81 |
| | Sp1- J-53 | 72 |
| | Sp3- J-53 | 76 |
| S10213001 | Ga3- J-53 | 81 |
| S10239001 | M - 22 | 38 |
| S10243000 | R - 205 | 52 |
| S10469001 | G - 18 | 28 |
| S10478000 | F - 10 | 26 |
| S11244001 | J - 52 | 34 |
| S11949000 | Q1 - 1-16 | 42 |
| S12441001 | G - 33 | 28 |
| S15662992 | Sp1- E-22 | 72 |
| | Sp2- E-22 | 74 |
| | Sp3- E-22 | 76 |
| S15663991 | Sp1- E-22 | 72 |
| | Sp3- E-22 | 76 |
| S15665001 | Sp1- E-25 | 72 |
| | Sp2- E-25 | 74 |
| | Sp3- E-25 | 76 |
| S15667001 | Sp1- E-24-3 | 72 |
| | Sp2- E-24-3 | 74 |
| | Sp3- E-24-3 | 76 |
| S15902401 | Sp1- E-24 | 72 |
| | Sp2- E-24 | 74 |
| | Sp3- E-24 | 76 |
| S16074101 | Sp1- E-24-1 | 72 |
| | Sp2- E-24-1 | 74 |
| | Sp3- E-24-1 | 76 |
| S16290001 | E - 23 | 24 |
| S16492101 | Sp1- E-24-2 | 72 |
| | Sp2- E-24-2 | 74 |
| | Sp3- E-24-2 | 76 |
| S16568000 | T - 1-3 | 54 |
| S18093100 | F - 26 | 26 |
| | Z1 - 4-4 | 66 |
| S18523001 | C4 - 228 | 16 |
| S18633109 | Z1 - 43 | 66 |
| S19662001 | C4 - 227 | 16 |
| | D1 - 10 | 20 |
| | D2 - 10 | 22 |
| S19748001 | L - 5 | 36 |
| | L - 12 | 36 |
| | M - 8 | 38 |
| | V1 - 10-5 | 62 |
| | V1 - 10-12 | 62 |
| S20137001 | Z1 - 46 | 66 |
| S20164009 | A - 28 | 2 |
| S20878000 | L - 22 | 36 |
| | V1 - 10-22 | 62 |
| S21798001 | Z2 - 35-1-8 | 70 |
| | Z2 - 35-2-10 | 71 |
| S23337009 | A - 16 | 2 |
| | C1 - 49 | 8 |
| | C4 - 215 | 16 |
| S23836001 | J - 8 | 32 |
| S25127001 | Ga3- J-53 | 81 |
| S25456001 | V2 - 20-5-5 | 64 |
| | V2 - 20-7 | 64 |
| S29019000 | P - 1-1 | 40 |
| S29023000 | S - 1-1-7-1 | 54 |
| S29997001 | Ga3- J-53 | 81 |

| CODE | REF.NO. | Page |
|-----------|----------------|------|
| S30033001 | J - 22-3 | 32 |
| | M - 5-3 | 38 |
| S30280000 | S - 1-1-7-5 | 54 |
| S30450001 | Ga3- J-53 | 81 |
| S30925001 | Ga3- J-53 | 81 |
| S30926001 | Ga3- J-53 | 81 |
| S31006001 | M - 18 | 38 |
| S31032001 | G - 13 | 28 |
| S31760000 | Q1 - 1-18 | 42 |
| S31952001 | M - 21 | 38 |
| S32235001 | J - 18 | 32 |
| S32335000 | V2 - 20-5-7-1 | 64 |
| S32335100 | R - 30-2-1 | 52 |
| S33689002 | B - 11 | 4 |
| S33747001 | Ga1- C2-37-8 | 78 |
| S33748001 | Ga1- C2-37-9 | 78 |
| S34348001 | Ga3- J-53 | 81 |
| S34839001 | C2 - 37-4 | 10 |
| | C5 - 37-4 | 18 |
| S34883001 | L - 11 | 36 |
| | V1 - 10-11 | 62 |
| S34986000 | F - 11 | 26 |
| S36048000 | R - 203 | 52 |
| S36260000 | U1 - 1-1-1-7-2 | 56 |
| | U2 - 1-2-1-5-2 | 58 |
| S36682000 | U1 - 1-1-1-19 | 56 |
| S36685101 | Z2 - 67-2-1 | 71 |
| S36686101 | Z2 - 67-2-1-1 | 71 |
| S37057001 | R - 30-1 | 52 |
| | V2 - 20-5-8 | 64 |
| S37806109 | V2 - 20-5-11 | 64 |
| S37915009 | A - 12 | 2 |
| S37916109 | A - 13 | 2 |
| S37920009 | A - 25 | 2 |
| S37926101 | B - 16-7 | 4 |
| S37928019 | Sp1- B-26 | 73 |
| | Sp3- B-26 | 77 |
| S37928419 | Sp1- Z1-17 | 73 |
| | Sp3- Z1-17 | 77 |
| S37930101 | C1 - 1-1 | 6 |
| S37931001 | C1 - 1-1-1 | 6 |
| | C1 - 1-2-1 | 6 |
| S37932101 | C1 - 1-1-6 | 6 |
| | C1 - 1-2-5 | 6 |
| | C1 - 4-2 | 6 |
| S37933001 | C1 - 1-1-7 | 6 |
| | C1 - 1-2-6 | 6 |
| | C1 - 4-3 | 6 |
| S37934001 | C1 - 2 | 6 |
| S37935101 | C1 - 4 | 6 |
| S37936101 | C1 - 4-1 | 6 |
| S37937001 | C1 - 11 | 6 |
| | C1 - 19 | 6 |
| S37938001 | C1 - 12 | 6 |
| S37939001 | C1 - 14 | 6 |
| | C1 - 22 | 6 |
| S37940001 | C1 - 17 | 6 |
| | C1 - 25 | 6 |
| S37941001 | C1 - 20 | 6 |
| S37942000 | C1 - 27 | 6 |
| | C1 - 27 | 8 |
| S37943000 | C1 - 28 | 6 |
| S37944000 | C1 - 29 | 8 |

| CODE | REF.NO. | Page |
|-----------|----------------|------|
| S37945051 | C2 - 31 | 10 |
| | C3 - 31 | 12 |
| | C4 - 31 | 14 |
| S37949001 | C2 - 37-2 | 10 |
| | C5 - 37-2 | 18 |
| S37950001 | C2 - 37-3 | 10 |
| | C5 - 37-3 | 18 |
| S37951101 | C2 - 37-13 | 10 |
| | C3 - 37-11 | 12 |
| | C5 - 37-12 | 18 |
| S37968001 | D1 - 9 | 20 |
| | D2 - 9 | 22 |
| S37969001 | D1 - 11-1 | 20 |
| S37970050 | D1 - 12 | 20 |
| | D2 - 12 | 22 |
| S37974000 | D1 - 25 | 20 |
| S37978251 | E - 5 | 24 |
| S37983001 | F - 6 | 26 |
| S37985000 | F - 24 | 26 |
| S37986000 | F - 25 | 26 |
| S37987001 | F - 29 | 26 |
| S37988000 | F - 30 | 26 |
| S37990409 | H - 1 | 30 |
| S37991109 | H - 1-1 | 30 |
| S37992100 | H - 1-2 | 30 |
| S37993000 | H - 1-3 | 30 |
| S37994001 | H - 1-5 | 30 |
| S37995101 | H - 1-6 | 30 |
| S37996001 | H - 1-8 | 30 |
| S37997001 | H - 1-11 | 30 |
| S37998001 | H - 1-16 | 30 |
| S38002201 | J - 3 | 32 |
| S38003101 | J - 9 | 32 |
| S38004002 | J - 11 | 32 |
| S38004003 | J - 11 | 32 |
| S38004004 | J - 11 | 32 |
| S38011001 | J - 34 | 32 |
| S38012001 | J - 40 | 32 |
| S38015001 | J - 43-1 | 32 |
| S38016001 | J - 44 | 34 |
| S38024001 | K - 6 | 36 |
| S38025001 | K - 7 | 36 |
| S38029000 | U2 - 1-2-1-5 | 58 |
| S38030000 | U2 - 1-2-1-5-1 | 58 |
| S38032001 | M - 11 | 38 |
| S38033001 | M - 14 | 38 |
| S38037109 | Z1 - 1 | 66 |
| S38038009 | Z1 - 1-1 | 66 |
| S38039209 | Z1 - 4 | 66 |
| S38040209 | Z1 - 4-1 | 66 |
| S38041000 | Z1 - 7 | 66 |
| S38044001 | Z1 - 59 | 68 |
| S38045109 | Z1 - 19 | 66 |
| S38059000 | U1 - 1-1-1-20 | 56 |
| | U2 - 1-2-1-18 | 58 |
| S38060000 | U2 - 1-2-1-17 | 58 |
| S38080001 | N - 4 | 40 |
| S38082001 | N - 5 | 40 |
| S38093000 | Q1 - 1-4 | 42 |
| S38107100 | Q1 - 1-12 | 42 |
| S38108000 | Q1 - 1-13 | 42 |
| S38109100 | Q1 - 1-14 | 42 |
| S38110000 | Q1 - 1-15 | 42 |

| CODE | REF.NO. | Page |
|-----------|----------------|------|
| S38112001 | Q2 - 2-1 | 46 |
| S38113000 | Q2 - 2-1-1 | 46 |
| | Q2 - 2-4-1 | 46 |
| S38114000 | Q2 - 2-2 | 46 |
| S38115000 | Q2 - 2-2-1 | 46 |
| | Q2 - 2-3-1 | 46 |
| | Q2 - 2-7-1 | 46 |
| S38116000 | Q1 - 1-23 | 42 |
| S38117000 | Q2 - 2-3 | 46 |
| S38118000 | Q2 - 2-2-2 | 46 |
| S38120000 | Q2 - 2-5 | 48 |
| S38123000 | Q2 - 3-1 | 46 |
| S38126000 | Q2 - 3-2-2 | 46 |
| | Q2 - 3-3-2 | 46 |
| S38133000 | Q2 - 2-1-2 | 46 |
| | Q2 - 2-3-2 | 46 |
| S38134000 | R - 1 | 50 |
| S38136100 | R - 2 | 50 |
| S38143000 | Q1 - 11-1 | 43 |
| S38144100 | R - 14-2 | 50 |
| S38146000 | R - 14-3 | 50 |
| S38147000 | R - 14-4 | 50 |
| S38148000 | R - 16 | 50 |
| S38155000 | P - 1-9 | 40 |
| S38168001 | U1 - 1-1-1-3 | 56 |
| S38169101 | U1 - 1-1-1-4 | 56 |
| | U2 - 1-2-1-2 | 58 |
| S38170001 | U1 - 1-1-1-6 | 56 |
| | U2 - 1-2-1-4 | 58 |
| S38171000 | U1 - 1-1-1-7 | 56 |
| S38172000 | U1 - 1-1-1-7-1 | 56 |
| S38174000 | U1 - 1-1-1-10 | 56 |
| | U2 - 1-2-1-8 | 58 |
| S38177001 | U1 - 1-1-1-13 | 56 |
| | U2 - 1-2-1-11 | 58 |
| S38178101 | U1 - 1-1-2 | 56 |
| | U2 - 1-2-2 | 58 |
| S38179101 | U1 - 1-1-3 | 56 |
| | U2 - 1-2-3 | 58 |
| S38180000 | U1 - 1-1-1-18 | 56 |
| | U2 - 1-2-1-16 | 58 |
| S38201000 | Q1 - 1-26-6 | 42 |
| S38203000 | Q1 - 1-26-5 | 42 |
| S38205000 | Q1 - 1-26-9 | 42 |
| S38206000 | Q1 - 1-26-10 | 42 |
| S38208000 | Q1 - 1-26-14 | 42 |
| S38352101 | Q1 - 20 | 43 |
| S38353101 | Q1 - 21 | 43 |
| S38648001 | Z2 - 35-1-4-2 | 70 |
| | Z2 - 35-2-4-2 | 70 |
| S40417147 | Z1 - 13 | 66 |
| S40574109 | Z2 - 35-2 | 70 |
| S40616001 | Q2 - 40-1 | 48 |
| S40620000 | Q2 - 41 | 48 |
| S40621000 | Q2 - 43 | 48 |
| | Q2 - 46 | 48 |
| S40622000 | Q2 - 44 | 48 |
| | Q2 - 47 | 48 |
| S40623000 | Q2 - 49 | 48 |
| S40635001 | Q2 - 40 | 48 |
| S40640001 | Z2 - 35-1-5 | 70 |
| | Z2 - 35-2-7 | 71 |
| S40641001 | Z2 - 35-1-11 | 70 |

| CODE | REF.NO. | Page |
|-----------|---------------|------|
| S40641001 | Z2 - 35-2-15 | 71 |
| S40643001 | Z2 - 35-2-16 | 71 |
| S40916001 | J - 43-2 | 32 |
| S41009001 | C4 - 229 | 16 |
| S41010001 | C4 - 224 | 16 |
| S41011001 | C4 - 37-35 | 14 |
| S41012001 | C4 - 225 | 16 |
| S41013001 | Ga3- J-53 | 81 |
| S41014009 | D2 - 33 | 22 |
| S41015101 | D2 - 11 | 22 |
| S41016001 | D2 - 36 | 22 |
| S41024100 | C4 - 37 | 14 |
| S41025100 | C4 - 37-1 | 14 |
| S41060009 | C4 - 210 | 16 |
| S41204050 | V2 - 20-5-1-1 | 64 |
| S41205001 | V2 - 20-5-3 | 64 |
| S41206001 | V2 - 20-5-4 | 64 |
| S41207000 | V2 - 20-6 | 64 |
| S41222101 | G - 25-2 | 28 |
| | Z1 - 64 | 68 |
| | Sp1- G-25 | 73 |
| | Sp2- G-25 | 74 |
| | Sp3- G-25 | 76 |
| S41230001 | C3 - 37-3 | 12 |
| S41231101 | D1 - 11-2 | 20 |
| S41235001 | C5 - 301 | 18 |
| S41237001 | C5 - 304 | 18 |
| S41238001 | D1 - 11-3 | 20 |
| S41239001 | D1 - 300 | 20 |
| S41243001 | C5 - 38 | 18 |
| S41264001 | C4 - 220 | 16 |
| S41265001 | C4 - 37-19 | 14 |
| S41284201 | K - 11 | 36 |
| S41288001 | C4 - 37-22 | 14 |
| S41290101 | C4 - 209 | 16 |
| S41324001 | C2 - 500-1 | 10 |
| | C5 - 500-1 | 18 |
| S41325001 | C2 - 500-2 | 10 |
| | C5 - 500-2 | 18 |
| S41326001 | C2 - 500-3 | 10 |
| | C5 - 500-3 | 18 |
| S41327001 | C2 - 500-4 | 10 |
| | C5 - 500-4 | 18 |
| S41328001 | C2 - 500 | 10 |
| | C5 - 500 | 18 |
| S41352001 | Sp3- C5-200 | 77 |
| S41353001 | Sp3- C5-200 | 77 |
| S41354001 | Sp3- C5-100 | 77 |
| S41355001 | Sp3- C5-100 | 77 |
| S41656001 | V2 - 20-1 | 64 |
| S41657001 | V2 - 20-10 | 64 |
| S42017109 | V2 - 20-5-6 | 64 |
| S42018109 | V2 - 20-5-9 | 64 |
| S42227009 | A - 33 | 2 |
| S42260000 | Q1 - 1-11 | 42 |
| S43175000 | Q1 - 1-26-11 | 42 |
| S43176000 | Q1 - 1-26-12 | 42 |
| S43177000 | Q1 - 1-26-1 | 42 |
| S43178000 | P - 1-2 | 40 |
| S43180000 | Q1 - 1-26-4 | 42 |
| S43181000 | Q1 - 1-26-13 | 42 |
| S43184000 | Q1 - 1-26-2 | 42 |
| S43187000 | Q1 - 1-26-20 | 42 |

| CODE | REF.NO. | Page |
|-----------|---------------|------|
| S43188000 | Q2 - 2-6 | 48 |
| S43189000 | Q1 - 1-26-19 | 42 |
| S43201000 | Q2 - 3-4 | 48 |
| S43275000 | Q1 - 1-19 | 42 |
| S43276000 | Q1 - 1-20 | 42 |
| S43277000 | Q1 - 1-21 | 42 |
| S43440001 | Ga2- C5-100 | 80 |
| S43441001 | Ga2- C5-200 | 80 |
| S43442001 | Ga2- C5-200 | 80 |
| S43955001 | Ga2- C5-200 | 80 |
| S43956001 | Ga2- C5-200 | 80 |
| S44010009 | A - 31 | 2 |
| S44483001 | Z2 - 67-1-1-1 | 70 |
| S44485001 | Z2 - 67-1-1-2 | 70 |
| S44486001 | Z2 - 67-1-1-6 | 70 |
| S44493001 | Z2 - 67-1-1 | 70 |
| S44600001 | V2 - 20-2 | 64 |
| S44629001 | A - 920 | 2 |
| S44665000 | R - 6-1 | 50 |
| | R - 6-1 | 50 |
| S44665001 | R - 6-2 | 50 |
| | R - 6-2 | 50 |
| S44665003 | R - 6-3 | 50 |
| | R - 6-3 | 50 |
| | B - 2 | 4 |
| S45147101 | U3 - 2 | 60 |
| S46132001 | U3 - 2-1 | 60 |
| S46133001 | U3 - 2-1-1 | 60 |
| S46134001 | U3 - 2-1-2 | 60 |
| S46135001 | U3 - 2-1-6 | 60 |
| S46136000 | U3 - 2-1-7 | 60 |
| S46212001 | Ga2- C5-200 | 80 |
| S46213001 | Ga2- C5-200 | 80 |
| S46460000 | T - 1-1 | 54 |
| S46476001 | R - 7 | 50 |
| S46703000 | S - 1-1-7-2 | 54 |
| S46734001 | M - 12 | 38 |
| S46770001 | Ga1- C2-37-9 | 79 |
| S46771001 | Ga1- C2-37-8 | 79 |
| S46773001 | Ga1- C2-37-9 | 79 |
| S46774001 | Ga1- C2-37-8 | 79 |
| S46776001 | Ga1- C2-37-9 | 79 |
| S46777001 | Ga1- C2-37-8 | 79 |
| S46779001 | Ga1- C2-37-9 | 79 |
| S46780001 | Ga1- C2-37-8 | 79 |
| S46783001 | Ga2- C5-100 | 80 |
| S46784001 | Ga2- C5-200 | 80 |
| S46785001 | Ga2- C5-200 | 80 |
| S46786001 | Ga2- C5-100 | 80 |
| S46787001 | Ga2- C5-200 | 80 |
| S46788001 | Ga2- C5-200 | 80 |
| S46789001 | Ga2- C5-100 | 80 |
| S46790001 | Ga2- C5-200 | 80 |
| S46791001 | Ga2- C5-200 | 80 |
| S46792001 | Ga2- C5-100 | 80 |
| S46793001 | Ga2- C5-200 | 80 |
| S46794001 | Ga2- C5-200 | 80 |
| S47074001 | Z1 - 66-1-2 | 68 |
| S47091001 | B - 16-3 | 4 |
| S47176001 | Z1 - 66-1-7 | 68 |
| S47335101 | H - 5 | 30 |
| S47592000 | Q2 - 2-4 | 46 |
| S47594000 | Q2 - 2-7 | 46 |

| CODE | REF.NO. | Page |
|-----------|---------------|------|
| S47595000 | Q2 - 2-4-2 | 46 |
| | Q2 - 2-7-2 | 46 |
| S47692000 | Q1 - 1-7 | 42 |
| S48578000 | P - 1-14 | 40 |
| S48579000 | S - 1-1-7-3 | 54 |
| S48580000 | Q1 - 1-26-17 | 42 |
| | Z1 - 103 | 68 |
| S48581000 | R - 6 | 50 |
| S48582000 | R - 6-4 | 50 |
| S48583001 | R - 200 | 52 |
| S48587000 | R - 1 | 50 |
| S48589000 | R - 2 | 50 |
| S48646001 | C2 - 37-18 | 10 |
| | C5 - 37-17 | 18 |
| S48666001 | N - 1 | 40 |
| S49071000 | Q1 - 1-26-8 | 42 |
| S49443000 | U3 - 3 | 60 |
| S49463000 | R - 6 | 50 |
| S49464000 | R - 18 | 50 |
| | V1 - 10-23 | 62 |
| S49465000 | R - 21 | 50 |
| S49465001 | R - 21 | 50 |
| S49465002 | R - 21 | 52 |
| S49465003 | R - 21 | 52 |
| S49466000 | R - 30-2-2 | 52 |
| | V2 - 20-5-7-2 | 64 |
| S49467001 | Q1 - 1 | 42 |
| S49468001 | Q1 - 1-1 | 42 |
| S49469001 | Q1 - 1-2 | 42 |
| S49470001 | Q1 - 1-3 | 42 |
| S49471000 | P - 1-8 | 40 |
| S49472000 | Q1 - 1-26-21 | 42 |
| S49473000 | Q2 - 3-2 | 46 |
| S49474000 | Q2 - 3-2-1 | 46 |
| S49475000 | Q2 - 3-3 | 46 |
| S49476000 | Q2 - 3-3-1 | 46 |
| S49477000 | Q1 - 10 | 42 |
| S49478000 | Q1 - 11 | 43 |
| S49479001 | P - 1 | 40 |
| S49482000 | R - 30-2 | 52 |
| | V2 - 20-5-7 | 64 |
| S49484000 | P - 1-6 | 40 |
| S49485000 | P - 1-7 | 40 |
| S49486000 | P - 1-11 | 40 |
| S49490001 | S - 1-1 | 54 |
| S49495000 | S - 1-1-3 | 54 |
| S49496001 | S - 1-1-4 | 54 |
| S49497001 | S - 1-1-7 | 54 |
| S49498000 | T - 1 | 54 |
| S49499000 | T - 1-2 | 54 |
| S49501001 | Q1 - H-1 | 43 |
| S49501002 | Q1 - H-1 | 43 |
| S49502001 | Q1 - H-2 | 43 |
| S49502002 | Q1 - H-2 | 43 |
| S49503001 | Q1 - H-3 | 43 |
| S49503002 | Q1 - H-3 | 44 |
| S49504001 | Q1 - H-4 | 43 |
| S49504002 | Q1 - H-4 | 44 |
| S49505001 | Q1 - H-5 | 43 |
| S49505002 | Q1 - H-5 | 44 |
| S49506001 | Q1 - H-6 | 43 |
| S49506002 | Q1 - H-6 | 44 |
| S49507001 | Q1 - H-7 | 43 |

| CODE | REF.NO. | Page |
|-----------|-------------|------|
| S49507002 | Q1 - H-7 | 44 |
| S49508001 | Q1 - H-8 | 43 |
| S49508002 | Q1 - H-8 | 44 |
| S49509001 | Q1 - H-9 | 43 |
| S49509002 | Q1 - H-9 | 44 |
| S49510000 | S - 1-1-8 | 54 |
| S49582001 | B - 3 | 4 |
| S49583001 | B - 4 | 4 |
| S49584000 | B - 12 | 4 |
| S49585001 | B - 16 | 4 |
| S49586000 | Q1 - 1-26-3 | 42 |
| S49587001 | B - 16-1 | 4 |
| S49588001 | B - 16-2 | 4 |
| S49589001 | B - 16-4 | 4 |
| S49590001 | C1 - 33 | 8 |
| S49591001 | Sp1 - C2-37 | 73 |
| S49592000 | C2 - 37-1 | 10 |
| | C5 - 37-1 | 18 |
| S49593000 | B - 19 | 4 |
| S49594001 | Sp1 - C2-37 | 73 |
| S49595001 | C2 - 37-23 | 10 |
| | C3 - 37-19 | 12 |
| | C5 - 37-20 | 18 |
| S49596001 | Sp1 - C2-37 | 73 |
| S49601001 | C2 - 46 | 10 |
| | C5 - 46 | 18 |
| S49602001 | Z2 - 67-1 | 70 |
| S49603000 | Z1 - 11 | 66 |
| S49604000 | Z1 - 20 | 66 |
| S49605001 | E - 8 | 24 |
| S49608001 | E - 9 | 24 |
| S49609001 | E - 13 | 24 |
| S49611101 | E - 14 | 24 |
| S49612101 | E - 14-1 | 24 |
| S49613000 | E - 27 | 24 |
| S49614000 | E - 28 | 24 |
| S49615009 | V2 - 20 | 64 |
| S49616009 | V2 - 20-5 | 64 |
| S49617001 | E - 19 | 24 |
| S49618000 | F - 53 | 26 |
| S49619001 | V2 - 20-5-1 | 64 |
| S49620000 | F - 17 | 26 |
| S49622000 | F - 19 | 26 |
| S49623000 | F - 34 | 26 |
| S49624000 | F - 35 | 26 |
| S49625000 | F - 36 | 26 |
| S49626000 | E - 14-10 | 24 |
| | F - 54 | 26 |
| S49627001 | G - 3 | 28 |
| S49629001 | J - 1 | 32 |
| S49630001 | D1 - 1 | 20 |
| | D2 - 1 | 22 |
| S49631001 | D1 - 2 | 20 |
| | D2 - 2 | 22 |
| S49632001 | D1 - 3 | 20 |
| | D2 - 3 | 22 |
| S49635001 | D1 - 4 | 20 |
| | D2 - 4 | 22 |
| S49636001 | D1 - 5 | 20 |
| | D2 - 5 | 22 |
| S49637001 | D1 - 6 | 20 |
| | D2 - 6 | 22 |
| S49638001 | D1 - 7 | 20 |

| CODE | REF.NO. | Page |
|-----------|---------------|------|
| S49638001 | D2 - 7 | 22 |
| S49639001 | D1 - 15 | 20 |
| | D2 - 15 | 22 |
| S49640101 | D1 - 17 | 20 |
| | D2 - 17 | 22 |
| S49641001 | D1 - 19 | 20 |
| | D2 - 19 | 22 |
| S49642001 | D1 - 21 | 20 |
| | D2 - 21 | 22 |
| S49643001 | D1 - 23 | 20 |
| | D2 - 23 | 22 |
| S49644001 | J - 16 | 32 |
| S49645001 | J - 10 | 32 |
| S49646001 | J - 22 | 32 |
| S49647001 | J - 22-1 | 32 |
| S49648001 | J - 26 | 32 |
| S49649001 | J - 26-1 | 32 |
| S49650001 | J - 29 | 32 |
| S49651001 | J - 35 | 32 |
| S49652101 | K - 1 | 36 |
| S49653001 | M - 5 | 38 |
| S49654001 | M - 5-1 | 38 |
| S49655001 | M - 5-4 | 38 |
| S49656001 | M - 6 | 38 |
| S49657001 | M - 7 | 38 |
| S49659001 | L - 1 | 36 |
| | V1 - 10-1 | 62 |
| S49660001 | L - 3 | 36 |
| | V1 - 10-3 | 62 |
| S49661001 | L - 7 | 36 |
| | V1 - 10-7 | 62 |
| S49662001 | L - 17 | 36 |
| | V1 - 10-17 | 62 |
| S49663001 | L - 13 | 36 |
| | V1 - 10-13 | 62 |
| S49664000 | L - 20 | 36 |
| | V1 - 10-20 | 62 |
| S49665001 | M - 1 | 38 |
| S49666001 | M - 1-1 | 38 |
| S49667001 | U1 - 1-1 | 56 |
| S49668001 | U1 - 1-1-1 | 56 |
| S49669000 | U1 - 1-1-1-1 | 56 |
| | U2 - 1-2-1-1 | 58 |
| S49672001 | U1 - 1-1-1-2 | 56 |
| S49673000 | U1 - 1-1-1-11 | 56 |
| | U2 - 1-2-1-9 | 58 |
| S49674001 | U1 - 1-1-1-12 | 56 |
| | U2 - 1-2-1-10 | 58 |
| S49675001 | U2 - 1-2 | 58 |
| S49676001 | U2 - 1-2-1 | 58 |
| S49677001 | Z1 - 66 | 68 |
| S49678001 | Z1 - 66-1 | 68 |
| S49679001 | Z1 - 66-1-1 | 68 |
| S49681009 | A - 22-2 | 2 |
| S49683001 | C1 - 35 | 8 |
| S49684001 | S - 1 | 54 |
| S49685000 | E - 14-11 | 24 |
| S49686001 | B - 10 | 4 |
| S49688001 | B - 1 | 4 |
| S49689001 | B - 16-6 | 4 |
| S49694001 | Sp1 - C2-37-9 | 73 |
| | Sp1 - C2-37-9 | 73 |
| S49695001 | Sp1 - C2-37-8 | 73 |

| CODE | REF.NO. | Page |
|-----------|---------------|------|
| S49695001 | Sp1 - C2-37-8 | 73 |
| S49696001 | Sp1 - C2-100 | 73 |
| | Sp1 - C2-100 | 73 |
| S49697001 | Sp1 - C2-100 | 73 |
| | Sp1 - C2-100 | 73 |
| S49698001 | Sp1 - C2-100 | 73 |
| | Sp1 - C2-100 | 73 |
| S49699001 | Ga1 - C2-100 | 78 |
| S49700001 | Sp1 - C2-100 | 73 |
| | Sp1 - C2-100 | 73 |
| S49934009 | R - 30 | 52 |
| S49939001 | Q1 - 1-26 | 42 |
| S49942001 | Ga1 - C2-100 | 78 |
| S49943001 | Ga1 - C2-100 | 78 |
| S49944001 | Ga1 - C2-100 | 78 |
| S49945001 | Ga1 - C2-100 | 78 |
| S49946001 | Ga1 - C2-100 | 78 |
| S49947000 | V2 - 20-14 | 64 |
| S49948001 | Ga1 - C2-100 | 78 |
| S49949001 | Ga1 - C2-100 | 78 |
| S49955001 | C2 - 43 | 10 |
| | C3 - 43 | 12 |
| | C4 - 43 | 14 |
| S49956001 | V1 - 10 | 62 |
| S49957000 | F - 18 | 26 |
| | F - 46 | 26 |
| S49958000 | F - 47 | 26 |
| S49959001 | F - 14 | 26 |
| S49960009 | A - 17-1 | 2 |
| S49961009 | A - 17-1-1 | 2 |
| S49962000 | A - 17-1-2 | 2 |
| | A - 17-2-2 | 2 |
| S49963000 | R - 14-1-2 | 50 |
| S49970001 | Ga1 - C2-100 | 79 |
| S49971001 | Ga1 - C2-100 | 79 |
| S49972001 | Ga1 - C2-100 | 79 |
| S49973001 | Ga1 - C2-100 | 79 |
| S49974001 | Ga1 - C2-100 | 79 |
| S49975001 | Ga1 - C2-100 | 79 |
| S49976000 | Ga1 - C2 | 80 |
| S49977000 | Ga1 - C2 | 80 |
| S49978000 | Ga1 - C2 | 80 |
| S49979100 | R - 14-1 | 50 |
| S49980001 | Ga3 - J-53 | 81 |
| | Sp1 - J-53 | 72 |
| | Sp2 - J-53 | 74 |
| | Sp3 - J-53 | 76 |
| S49981000 | E - 14-9 | 24 |
| S49982000 | F - 12 | 26 |
| S49983000 | F - 20 | 26 |
| S49984000 | F - 21 | 26 |
| S49985000 | F - 48 | 26 |
| S49986000 | F - 49 | 26 |
| S49987000 | F - 50 | 26 |
| S49991000 | Z1 - 1-2 | 66 |
| S49992000 | F - 1 | 26 |
| S49993100 | R - 14-1-1 | 50 |
| S49994001 | J - 38 | 32 |
| S49995001 | F - 51 | 26 |
| S49999101 | A - 200 | 2 |
| S50000001 | Z2 - 67-2 | 71 |
| S50645000 | P - 1-10 | 40 |
| S51084001 | C4 - 100 | 14 |

| CODE | REF.NO. | Page |
|-----------|----------------|------|
| S51084001 | Sp2 - C4-100 | 75 |
| | Sp2 - C4-100 | 75 |
| S51088001 | C3 - 46 | 12 |
| S51095001 | Sp1 - C2-37 | 73 |
| S51282001 | Z2 - 35-1-3 | 70 |
| | Z2 - 35-2-3 | 70 |
| S51283001 | Z2 - 35-1-1 | 70 |
| | Z2 - 35-2-1 | 70 |
| S51445001 | C5 - 31 | 18 |
| S51446001 | C5 - 37 | 18 |
| S51449001 | Ga3 - J-53 | 81 |
| S51457009 | A - 17-2 | 2 |
| S51458009 | A - 17-2-1 | 2 |
| S51848001 | Sp2 - C3-37 | 75 |
| S51849001 | C3 - 37-1 | 12 |
| S51851001 | Sp2 - C3-37 | 75 |
| S51852001 | Sp2 - C3-100 | 75 |
| | Sp2 - C3-100 | 75 |
| S51853001 | Sp2 - C3-100 | 75 |
| | Sp2 - C3-100 | 75 |
| S51859001 | G - 5 | 28 |
| S52090000 | S - 1-1-1 | 54 |
| S52091000 | S - 1-1-2 | 54 |
| S52097001 | Z2 - 67-2-1-2 | 71 |
| S52098001 | C4 - 232 | 16 |
| S52230001 | E - 29 | 24 |
| S53113001 | C1 - 1-2 | 6 |
| S53114001 | C1 - 1-2-2 | 6 |
| S53115000 | C5 - 307 | 18 |
| S53116000 | C5 - 308 | 18 |
| S60400000 | Z1 - 902 | 68 |
| S60711001 | Z1 - 903 | 68 |
| UA4817000 | Q1 - 10-1 | 42 |
| | Z1 - 901 | 68 |
| UD2390001 | U3 - 2-1-8 | 60 |
| UL0025000 | S - 1-1-7-6 | 54 |
| U32744000 | P - 1-12 | 40 |
| U34870001 | S - 1-1-7-4 | 54 |
| XA2220050 | S - 1-1-10 | 54 |
| 0A4301005 | P - 1-13 | 40 |
| | Q1 - 1-26-18 | 42 |
| 0A4400605 | Q2 - 42 | 48 |
| 0A4400805 | S - 1-1-6 | 54 |
| 0A5400806 | Q1 - 1-9 | 42 |
| 0A5401006 | R - 5 | 50 |
| | R - 11 | 50 |
| 0A5401206 | Q1 - 1-5 | 42 |
| | Q1 - 1-10 | 42 |
| 0A5401606 | Q2 - 50 | 48 |
| 0A5403006 | Q1 - 1-8 | 42 |
| 004400603 | U1 - 1-1-1-5 | 56 |
| | U2 - 1-2-1-3 | 58 |
| 008400604 | Q1 - 1-22 | 42 |
| | V2 - 20-5-10 | 64 |
| | V2 - 20-5-12 | 64 |
| 011679312 | A - 201 | 2 |
| 014060632 | Z2 - 35-2-16-1 | 71 |
| 014679320 | H - 1-7 | 30 |
| 014680622 | E - 3 | 24 |
| | G - 28 | 28 |
| | H - 1-9 | 30 |
| | J - 8-2 | 32 |
| | C4 - 205 | 14 |

| CODE | REF.NO. | Page |
|-----------|-------------|------|
| 014710522 | K - 14 | 36 |
| 014760622 | E - 7 | 24 |
| | E - 10 | 24 |
| | E - 15 | 24 |
| | J - 33 | 32 |
| | K - 5 | 36 |
| | C1 - 1-1-8 | 6 |
| | C1 - 1-2-7 | 6 |
| | C1 - 4-4 | 6 |
| | C1 - 6 | 6 |
| | C1 - 10 | 6 |
| | C1 - 13 | 6 |
| | C1 - 21 | 6 |
| | C1 - 30 | 8 |
| | C2 - 37-7 | 10 |
| | C2 - 37-24 | 10 |
| | C3 - 37-6 | 12 |
| | C3 - 37-20 | 12 |
| | C5 - 37-7 | 18 |
| | C5 - 37-21 | 18 |
| | D1 - 13 | 20 |
| | D2 - 13 | 22 |
| | D2 - 38 | 22 |
| | Z1 - 10 | 66 |
| 014770622 | B - 14 | 4 |
| | E - 13-1 | 24 |
| | J - 2 | 32 |
| | J - 23 | 32 |
| | C3 - 37-9 | 12 |
| | C5 - 302 | 18 |
| 014780622 | B - 5 | 4 |
| | B - 17 | 4 |
| 017082206 | U3 - 2-4-5 | 60 |
| 017680512 | Z1 - 912 | 68 |
| | Ga1- C2 | 79 |
| 017761212 | C4 - 42 | 14 |
| 017761412 | C2 - 42 | 10 |
| | C3 - 42 | 12 |
| | C5 - 42 | 18 |
| 017781412 | C4 - 206 | 14 |
| 017821813 | D2 - 39 | 22 |
| 018061022 | C4 - 37-33 | 14 |
| 018061436 | Q2 - 4 | 48 |
| 018061622 | D2 - 34 | 22 |
| 018062036 | C4 - 221 | 16 |
| 018081222 | Z1 - 66-2 | 68 |
| 018082032 | Z1 - 66-1-5 | 68 |
| 018082536 | U1 - 1-1-4 | 56 |
| | U2 - 1-2-4 | 58 |
| 018400632 | V2 - 20-8 | 64 |
| 018400822 | C2 - 47 | 10 |
| | C3 - 47 | 12 |
| | C5 - 47 | 18 |
| 018400836 | D1 - 18 | 20 |
| | D2 - 18 | 22 |
| 018401222 | R - 3 | 50 |
| 018401236 | U1 - 1-1-10 | 56 |
| | U2 - 1-2-10 | 58 |
| 018401622 | C4 - 37-9 | 14 |
| 018500822 | C2 - 37-15 | 10 |
| | C3 - 37-8 | 12 |
| | C3 - 37-13 | 12 |
| | C5 - 37-14 | 18 |

| CODE | REF.NO. | Page |
|-----------|----------------|------|
| 018501022 | C2 - 500-5 | 10 |
| | C5 - 500-5 | 18 |
| 018501036 | D1 - 301 | 20 |
| | U1 - 1-1-7 | 56 |
| | U2 - 1-2-7 | 58 |
| 018501422 | E - 20 | 24 |
| | D1 - 26 | 20 |
| | D2 - 26 | 22 |
| 018680522 | C5 - 43 | 18 |
| 018681022 | J - 12 | 32 |
| 021060106 | Q2 - 6 | 48 |
| | Z1 - 41 | 66 |
| | Z1 - 56 | 68 |
| 021060306 | C4 - 223 | 16 |
| 021300206 | U3 - 2-1-10 | 60 |
| 021400102 | C4 - 37-13 | 14 |
| 021400106 | Q2 - 52 | 48 |
| 021400206 | Q1 - 1-6 | 42 |
| 021500106 | Z2 - 35-1-8-3 | 70 |
| | Z2 - 35-1-11-1 | 70 |
| | Z2 - 35-2-10-3 | 71 |
| | Z2 - 35-2-15-1 | 71 |
| | Z2 - 35-2-16-2 | 71 |
| 021660102 | Z2 - 67-1-1-4 | 70 |
| | Z2 - 67-2-1-5 | 71 |
| 021670102 | L - 10 | 36 |
| | V1 - 10-10 | 62 |
| 021670202 | V2 - 20-4 | 64 |
| 021680202 | H - 1-24 | 30 |
| | C4 - 37-7 | 14 |
| 021710212 | C4 - 37-18 | 14 |
| 025030232 | Z2 - 67-1-1-5 | 70 |
| 025030236 | U3 - 2-1-9 | 60 |
| 025040232 | Z1 - 48 | 66 |
| 025040236 | D1 - 40 | 20 |
| | D2 - 40 | 22 |
| | Q2 - 51 | 48 |
| | U1 - 1-1-1-16 | 56 |
| | U1 - 1-1-12 | 56 |
| | U2 - 1-2-1-14 | 58 |
| | U2 - 1-2-12 | 58 |
| 025050232 | R - 202 | 52 |
| | C2 - 500-7 | 10 |
| | C5 - 500-7 | 18 |
| 025050236 | U1 - 1-1-9 | 56 |
| | U2 - 1-2-9 | 58 |
| 025060232 | C2 - 41 | 10 |
| | C3 - 41 | 12 |
| | C4 - 37-32 | 14 |
| | C4 - 41 | 14 |
| | D2 - 35 | 22 |
| 025060236 | Q2 - 5 | 48 |
| 025060336 | Z1 - 39 | 66 |
| | Z1 - 57 | 68 |
| 025080232 | Z1 - 66-3 | 68 |
| 025080236 | U1 - 1-1-6 | 56 |
| | U2 - 1-2-6 | 58 |
| | U3 - 2-1-4 | 60 |
| | U3 - 2-4-8 | 60 |
| 025350132 | K - 17 | 36 |
| 025350332 | L - 16 | 36 |
| | V1 - 10-16 | 62 |
| 025660132 | Z2 - 67-2-1-4 | 71 |

| CODE | REF.NO. | Page |
|-----------|----------------|------|
| 025680132 | N - 7 | 40 |
| 025680232 | F - 8 | 26 |
| | H - 1-27 | 30 |
| | H - 4 | 30 |
| | C5 - 44 | 18 |
| 025710132 | C4 - 37-24 | 14 |
| | C4 - 37-34 | 14 |
| 025710232 | C4 - 37-10 | 14 |
| | C4 - 37-16 | 14 |
| | C4 - 213 | 16 |
| | C4 - 231 | 16 |
| 025770232 | E - 32 | 24 |
| | K - 3 | 36 |
| 026050136 | Z2 - 35-1-11-5 | 70 |
| | Z2 - 35-2-15-5 | 71 |
| 028040246 | D1 - 41 | 20 |
| | D2 - 41 | 22 |
| | U1 - 1-1-11 | 56 |
| | U2 - 1-2-11 | 58 |
| 028050242 | C2 - 500-6 | 10 |
| | C5 - 500-6 | 18 |
| 028050246 | U1 - 1-1-8 | 56 |
| | U2 - 1-2-8 | 58 |
| | Z2 - 35-1-8-2 | 70 |
| | Z2 - 35-2-10-2 | 71 |
| 028060246 | Q2 - 7 | 48 |
| | Z1 - 40 | 66 |
| 028080240 | U3 - 2-4-7 | 60 |
| 028080242 | Z1 - 66-4 | 68 |
| 028080246 | U1 - 1-1-5 | 56 |
| | U2 - 1-2-5 | 58 |
| 028350242 | J - 22-6 | 32 |
| | L - 15 | 36 |
| | M - 5-6 | 38 |
| | V1 - 10-15 | 62 |
| 028680242 | F - 9 | 26 |
| 032422003 | Z1 - 44 | 66 |
| | Z1 - 60 | 68 |
| 032422505 | Z1 - 61 | 68 |
| 032461606 | Z1 - 58 | 68 |
| 037301215 | Z1 - 4-3 | 66 |
| 047401442 | L - 6 | 36 |
| | V1 - 10-6 | 62 |
| 048030342 | K - 12 | 36 |
| 048040342 | K - 4 | 36 |
| | L - 19 | 36 |
| | M - 15 | 38 |
| | C4 - 37-17 | 14 |
| | V1 - 10-19 | 62 |
| 048050342 | H - 1-10 | 30 |
| | C2 - 37-6 | 10 |
| | C5 - 37-6 | 18 |
| 048050346 | U1 - 1-1-1-14 | 56 |
| | U2 - 1-2-1-12 | 58 |
| 048060342 | J - 32 | 32 |
| | K - 9 | 36 |
| | C1 - 15 | 6 |
| | C1 - 23 | 6 |
| 048070342 | E - 18 | 24 |
| | J - 19 | 32 |
| 048100142 | H - 1-4 | 30 |
| 048150142 | B - 9 | 4 |
| | D2 - 28 | 22 |

| CODE | REF.NO. | Page |
|-----------|----------------|------|
| 048180142 | C1 - 8 | 6 |
| 048200142 | D1 - 303 | 20 |
| 048280242 | Z1 - 66-1-4 | 68 |
| 052400606 | U1 - 1-1-1-15 | 56 |
| | U2 - 1-2-1-13 | 58 |
| 052400806 | R - 17 | 50 |
| | U3 - 2-1-11 | 60 |
| 060300512 | C1 - 34 | 8 |
| 060501016 | R - 15 | 50 |
| | D1 - 22 | 20 |
| | D2 - 22 | 22 |
| 060670512 | F - 16 | 26 |
| 060670612 | G - 4 | 28 |
| | G - 6 | 28 |
| | R - 20 | 50 |
| | R - 33 | 52 |
| | V1 - 10-25 | 62 |
| | V2 - 20-15 | 64 |
| 060670812 | A - 18 | 2 |
| 060680712 | D1 - 24 | 20 |
| | D2 - 24 | 22 |
| 060681212 | J - 5 | 32 |
| | D1 - 20 | 20 |
| | D2 - 20 | 22 |
| 061350616 | V2 - 20-11 | 64 |
| 061660806 | Z2 - 67-1-1-3 | 70 |
| 062300612 | R - 204 | 52 |
| | V2 - 20-5-2 | 64 |
| 062300806 | R - 8 | 50 |
| | R - 9 | 50 |
| | S - 1-2 | 54 |
| 062300812 | R - 206 | 52 |
| 062301205 | U2 - 1-2-1-6 | 58 |
| 062302506 | U1 - 1-1-1-8 | 56 |
| 062351216 | M - 19 | 38 |
| 062400806 | N - 2 | 40 |
| 062401006 | Z1 - 3 | 66 |
| 062501212 | R - 201 | 52 |
| 062501406 | Z2 - 35-1-11-2 | 70 |
| | Z2 - 35-1-11-4 | 70 |
| | Z2 - 35-2-15-2 | 71 |
| | Z2 - 35-2-15-4 | 71 |
| 062503506 | Z2 - 35-1-11-3 | 70 |
| | Z2 - 35-2-15-3 | 71 |
| | Z2 - 35-2-16-3 | 71 |
| 062660412 | E - 14-3 | 24 |
| 062660712 | E - 14-7 | 24 |
| | Z2 - 67-2-1-3 | 71 |
| 062670412 | G - 31 | 28 |
| 062670512 | F - 28 | 26 |
| | F - 39 | 26 |
| | F - 52 | 26 |
| | K - 16 | 36 |
| | R - 13 | 50 |
| | C5 - 305 | 18 |
| | Z2 - 67-1-1-7 | 70 |
| 062670612 | G - 24 | 28 |
| | R - 24 | 52 |
| 062670812 | L - 21 | 36 |
| | V1 - 10-21 | 62 |
| 062671012 | L - 14 | 36 |
| | C2 - 37-22 | 10 |
| | V1 - 10-14 | 62 |

| CODE | REF.NO. | Page |
|-----------|-------------|------|
| 062671016 | Z2 - 67-1-2 | 70 |
| | Z2 - 67-2-2 | 71 |
| 062671212 | C3 - 37-1-3 | 12 |
| 062680512 | H - 1-18 | 30 |
| 062680612 | A - 26 | 2 |
| | F - 7 | 26 |
| | F - 31 | 26 |
| | H - 3 | 30 |
| | C1 - 36 | 8 |
| | C4 - 218 | 16 |
| | D1 - 16 | 20 |
| | D2 - 16 | 22 |
| 062680812 | B - 16-8 | 4 |
| | M - 9 | 38 |
| | V2 - 20-12 | 64 |
| 062681012 | C1 - 18 | 6 |
| | C1 - 26 | 6 |
| 062681212 | H - 2 | 30 |
| | C4 - 37-25 | 14 |
| 062681412 | N - 6 | 40 |
| 062710612 | G - 2 | 28 |
| 062710812 | L - 2 | 36 |
| | R - 31 | 52 |
| | C4 - 211 | 16 |
| | C4 - 230 | 16 |
| | V1 - 10-2 | 62 |
| 062711012 | C4 - 212 | 16 |
| 062761012 | C4 - 37-20 | 14 |
| 070638800 | Z1 - 66-1-3 | 68 |
| 070688850 | C1 - 16 | 6 |
| | C1 - 24 | 6 |
| 071039750 | C2 - 48 | 10 |
| | C3 - 48 | 12 |
| | C5 - 48 | 18 |
| 071047650 | C2 - 40 | 10 |
| | C3 - 40 | 12 |
| | C4 - 40 | 14 |
| | C5 - 300 | 18 |
| 072630260 | B - 7 | 4 |
| 081003670 | E - 12 | 24 |
| | E - 17 | 24 |
| 087310815 | S - 1-1-5 | 54 |
| 087311015 | S - 1-1-9 | 54 |
| 091170009 | P - 1-5 | 40 |
| 093650008 | P - 1-3 | 40 |
| 093650032 | P - 1-4 | 40 |
| 100022004 | H - 1-26 | 30 |
| 100022005 | J - 25 | 32 |
| | J - 26-3 | 32 |
| | M - 1-3 | 38 |
| | M - 4 | 38 |
| 100032004 | J - 51 | 34 |
| 100090004 | E - 2 | 24 |
| 100136001 | G - 20 | 28 |
| | H - 1-20 | 30 |
| 100197002 | C5 - 41 | 18 |
| 100242003 | B - 20 | 4 |
| 100250001 | B - 13 | 4 |
| 100281001 | D1 - 8 | 20 |
| | D2 - 8 | 22 |
| 100360003 | J - 54 | 34 |
| 100402004 | G - 17 | 28 |
| 100645003 | V2 - 20-9 | 64 |

| CODE | REF.NO. | Page |
|-----------|--------------|------|
| 100666002 | U3 - 2-2 | 60 |
| 100887001 | Z1 - 30 | 66 |
| 101268002 | U3 - 2-1-5 | 60 |
| 101572101 | Z1 - 28 | 66 |
| 101706001 | E - 6-1 | 24 |
| | C1 - 3-2 | 6 |
| | B - 18 | 4 |
| 102630001 | M - 20 | 38 |
| 102707001 | E - 31 | 24 |
| 103810002 | A - 11 | 2 |
| 104449009 | V2 - 20-17 | 64 |
| 104450109 | A - 4 | 2 |
| | A - 10 | 2 |
| 104525001 | Sp1 - G-14 | 72 |
| | Sp2 - G-14 | 74 |
| | Sp3 - G-14 | 76 |
| 104567001 | F - 22 | 26 |
| 104821009 | A - 30 | 2 |
| 105073001 | Z1 - 8 | 66 |
| 105234003 | D2 - 32 | 22 |
| 105812003 | J - 15 | 32 |
| 106129001 | J - 22-5 | 32 |
| 106129002 | M - 5-5 | 38 |
| 106629002 | A - 14 | 2 |
| 107038003 | C2 - 37-12 | 10 |
| | C5 - 37-11 | 18 |
| 107093002 | A - 15 | 2 |
| 107149001 | F - 5 | 26 |
| | F - 13 | 26 |
| 107321003 | L - 4 | 36 |
| | V1 - 10-4 | 62 |
| 107415009 | Sp1 - B-26 | 73 |
| | Sp3 - B-26 | 77 |
| 107415014 | Sp1 - B-26 | 73 |
| | Sp2 - B-26 | 75 |
| | Sp3 - B-26 | 77 |
| 107415409 | Sp1 - Z1-17 | 73 |
| | Sp3 - Z1-17 | 77 |
| 107415414 | Sp1 - Z1-17 | 73 |
| | Sp2 - Z1-17 | 75 |
| | Sp3 - Z1-17 | 77 |
| 107606001 | Sp1 - G-14 | 72 |
| | Sp3 - G-14 | 76 |
| 107744001 | D2 - 30 | 22 |
| 107779001 | Z1 - 29 | 66 |
| 107780001 | Z1 - 31 | 66 |
| 108802001 | C1 - 1-1-5 | 6 |
| | C1 - 1-2-4 | 6 |
| 109239002 | A - 24 | 2 |
| 109714000 | Z1 - 5 | 66 |
| | Z1 - 12 | 66 |
| | Z1 - 21 | 66 |
| 109763002 | M - 16 | 38 |
| 110161004 | J - 37 | 32 |
| 110233001 | J - 36 | 32 |
| 110251001 | L - 9 | 36 |
| | V1 - 10-9 | 62 |
| 110367001 | J - 31 | 32 |
| 111140002 | J - 50 | 34 |
| 114294001 | G - 9 | 28 |
| 114483002 | Z1 - 22 | 66 |
| 114486002 | Z1 - 6 | 66 |
| 115007001 | V2 - 20-5-13 | 64 |

| CODE | REF.NO. | Page |
|-----------|---------------|------|
| 115147001 | C4 - 201 | 14 |
| 115186001 | G - 19 | 28 |
| 115188001 | G - 21 | 28 |
| 116629001 | K - 10 | 36 |
| | C2 - 37-5 | 10 |
| | C5 - 37-5 | 18 |
| 116662003 | Z1 - 45 | 66 |
| 116694001 | U3 - 2-4-6 | 60 |
| 116920001 | B - 8 | 4 |
| 116922001 | G - 12 | 28 |
| 117143001 | C4 - 37-27 | 14 |
| 117150001 | R - 23 | 52 |
| 117934009 | A - 6 | 2 |
| | A - 17-1-3 | 2 |
| | A - 17-2-3 | 2 |
| | Z1 - 2 | 66 |
| 117936001 | U1 - 1-1-1-17 | 56 |
| | U2 - 1-2-1-15 | 58 |
| 118064001 | Z1 - 34 | 66 |
| 118244001 | C4 - 37-28 | 14 |
| 118247001 | C4 - 37-11 | 14 |
| | C4 - 37-26 | 14 |
| 118248001 | C4 - 37-21 | 14 |
| 118249001 | C4 - 37-29 | 14 |
| | Sp2- C4-37-29 | 75 |
| 118250001 | C4 - 37-30 | 14 |
| | Sp2- C4-37-30 | 75 |
| 118252001 | C4 - 37-23 | 14 |
| 118256001 | C4 - 37-4 | 14 |
| 118257001 | C4 - 37-5 | 14 |
| 118258001 | C4 - 37-3 | 14 |
| 118259001 | C4 - 37-6 | 14 |
| 118735002 | C4 - 207 | 16 |
| | C4 - 222 | 16 |
| 118837001 | Z1 - 27 | 66 |
| 119707003 | U3 - 2-4-3 | 60 |
| 119708001 | U3 - 2-4-4 | 60 |
| 120448001 | H - 1-13 | 30 |
| | D2 - 25 | 22 |
| 120990001 | H - 1-14 | 30 |
| 121007001 | J - 42 | 32 |
| 122991001 | Z1 - 14 | 66 |
| 123006001 | B - 15 | 4 |
| 123882001 | E - 30 | 24 |
| | C4 - 37-36 | 14 |
| 133188001 | U3 - 2-4-2 | 60 |
| 133740006 | Z1 - 38 | 66 |
| | Z1 - 55 | 68 |
| 138444001 | Z1 - 47 | 66 |
| 138843001 | Z2 - 35-2-12 | 71 |
| 140392009 | A - 5 | 2 |
| | A - 7 | 2 |
| 140407001 | C4 - 226 | 16 |
| 140407002 | C3 - 37-7 | 12 |
| | C3 - 37-12 | 12 |
| 140726000 | B - 6 | 4 |
| 141331001 | C2 - 38-3 | 10 |
| | C3 - 38-3 | 12 |
| | C4 - 38-3 | 14 |
| 141492001 | J - 26-2 | 32 |
| | M - 1-2 | 38 |
| 141590001 | H - 1-25 | 30 |
| 141786001 | E - 1 | 24 |

| CODE | REF.NO. | Page |
|-----------|----------------|------|
| 142443001 | Z1 - 26 | 66 |
| 142656001 | U3 - 2-5 | 60 |
| 142721001 | Z1 - 33 | 66 |
| 142990001 | Z2 - 35-1-10-3 | 70 |
| | Z2 - 35-2-14-3 | 71 |
| 142997001 | Z2 - 35-2-6 | 71 |
| 143882001 | Z1 - 9 | 66 |
| 144105000 | H - 1-23 | 30 |
| 144110001 | H - 1-21 | 30 |
| 144226001 | Z1 - 51 | 68 |
| 144458001 | B - 23 | 4 |
| 144588001 | Sp1- G-10 | 72 |
| | Sp3- G-10 | 76 |
| 144712001 | B - 2-1 | 4 |
| 145318001 | C2 - 32 | 10 |
| | C3 - 32 | 12 |
| | C4 - 32 | 14 |
| | C5 - 32 | 18 |
| 145446001 | G - 16 | 28 |
| | G - 22 | 28 |
| | H - 1-22 | 30 |
| 145465001 | B - 16-5 | 4 |
| 145475101 | M - 17 | 38 |
| 145478101 | M - 2 | 38 |
| | C2 - 37-17 | 10 |
| | C3 - 37-15 | 12 |
| | C5 - 37-16 | 18 |
| 145480101 | A - 23 | 2 |
| 145519001 | Sp1- G-10 | 72 |
| | Sp2- G-10 | 74 |
| | Sp3- G-10 | 76 |
| 145547001 | F - 27 | 26 |
| 145992001 | K - 8 | 36 |
| 146255000 | Z1 - 37 | 66 |
| | Z1 - 53 | 68 |
| 146256001 | Z1 - 36 | 66 |
| | Z1 - 52 | 68 |
| 146354001 | C2 - 37-14 | 10 |
| | C5 - 37-13 | 18 |
| 146994001 | C4 - 202 | 14 |
| 147777000 | B - 16-9 | 4 |
| 148738000 | F - 4 | 26 |
| | F - 40 | 26 |
| | F - 41 | 26 |
| 148813001 | J - 22-4 | 32 |
| 148847001 | J - 13 | 32 |
| 148904001 | U3 - 2-1-3 | 60 |
| 149287000 | R - 32 | 52 |
| | V2 - 20-16 | 64 |
| 149809000 | Q2 - 45 | 48 |
| | Q2 - 48 | 48 |
| 150173003 | Z2 - 35-1-7 | 70 |
| | Z2 - 35-2-9 | 71 |
| 150174000 | Z2 - 35-1-4-3 | 70 |
| | Z2 - 35-1-5-1 | 70 |
| | Z2 - 35-2-7-1 | 71 |
| 150179002 | Z2 - 35-1-8-1 | 70 |
| | Z2 - 35-2-10-1 | 71 |
| 150182000 | Z2 - 35-1-2 | 70 |
| | Z2 - 35-2-2 | 70 |
| 150183000 | Z2 - 35-1-10-2 | 70 |
| | Z2 - 35-2-14-2 | 71 |
| 150185009 | Z2 - 35-2-11 | 71 |


| CODE | REF.NO. | Page |
|-----------|---------------|------|
| 150206002 | D2 - 27 | 22 |
| | Z2 - 35-1-4-1 | 70 |
| | Z2 - 35-2-4-1 | 70 |
| 150551000 | G - 11 | 28 |
| 150553001 | C4 - 37-2 | 14 |
| 150556001 | C4 - 208 | 16 |
| 150592009 | A - 29 | 2 |
| 151602002 | C1 - 1-1-3 | 6 |
| | C1 - 1-2-3 | 6 |
| 152240101 | B - 22 | 4 |
| 152242001 | B - 24 | 4 |
| 152243001 | B - 25 | 4 |
| 152245101 | E - 4 | 24 |
| 152678101 | E - 11 | 24 |
| | E - 16 | 24 |
| 152682101 | Sp1- E-21 | 72 |
| | Sp2- E-21 | 74 |
| | Sp3- E-21 | 76 |
| 152683001 | E - 14-4 | 24 |
| 152684101 | E - 14-5 | 24 |
| 152685903 | Sp1- E-22 | 72 |
| | Sp2- E-22 | 74 |
| | Sp3- E-22 | 76 |
| 152686101 | Sp1- E-21 | 72 |
| | Sp3- E-21 | 76 |
| 152687902 | Sp1- E-22 | 72 |
| | Sp3- E-22 | 76 |
| 152690301 | Sp1- E-24 | 72 |
| | Sp3- E-24 | 76 |
| 152756001 | C1 - 9 | 6 |
| 152759001 | C2 - 5 | 10 |
| | C3 - 5 | 12 |
| | C4 - 5 | 14 |
| | C5 - 5 | 18 |
| 152760051 | C1 - 7 | 6 |
| 152769101 | C2 - 38 | 10 |
| | C3 - 38 | 12 |
| | C4 - 38 | 14 |
| 152771000 | C2 - 38-1 | 10 |
| | C3 - 38-1 | 12 |
| | C4 - 38-1 | 14 |
| 152772001 | C2 - 39 | 10 |
| | C3 - 39 | 12 |
| | C4 - 39 | 14 |
| 152773000 | C2 - 38-2 | 10 |
| | C3 - 38-2 | 12 |
| | C4 - 38-2 | 14 |
| 152777001 | Ga1- C2-37-8 | 78 |
| | Sp1- C2-37-8 | 73 |
| | Sp1- C2-37-8 | 73 |
| 152778001 | Ga1- C2-37-9 | 78 |
| | Sp1- C2-37-9 | 73 |
| | Sp1- C2-37-9 | 73 |
| 152779001 | Ga1- C2-37-8 | 78 |
| | Sp1- C2-37-8 | 73 |
| | Sp1- C2-37-8 | 73 |
| 152780001 | Ga1- C2-37-9 | 78 |
| | Sp1- C2-37-9 | 73 |
| | Sp1- C2-37-9 | 73 |
| 152781001 | Ga1- C2-37-8 | 78 |
| 152782001 | Ga1- C2-37-9 | 78 |
| 152783001 | C2 - 37-10 | 10 |
| | C5 - 37-9 | 18 |

| CODE | REF.NO. | Page |
|-----------|--------------|------|
| 152784001 | C2 - 37-11 | 10 |
| | C5 - 37-10 | 18 |
| 152788000 | C2 - 37-19 | 10 |
| | C3 - 37-17 | 12 |
| | C5 - 37-18 | 18 |
| 152822101 | K - 2 | 36 |
| 152823001 | K - 11 | 36 |
| 152827009 | K - 13 | 36 |
| | C4 - 214 | 16 |
| 152842059 | A - 22-1 | 2 |
| 152869001 | G - 1 | 28 |
| 152872001 | G - 8 | 28 |
| 152881001 | G - 27 | 28 |
| 152883000 | G - 29 | 28 |
| 152884001 | G - 30 | 28 |
| 152889001 | G - 23 | 28 |
| 152890001 | G - 25-1 | 28 |
| | Sp1- G-25 | 73 |
| | Sp3- G-25 | 76 |
| 152891101 | G - 26 | 28 |
| 152948001 | F - 33 | 26 |
| 152956001 | F - 42 | 26 |
| 152969001 | F - 38 | 26 |
| | R - 12 | 50 |
| 153035000 | C2 - 45 | 10 |
| | C3 - 45 | 12 |
| | C4 - 45 | 14 |
| | C5 - 45 | 18 |
| 153041001 | C1 - 1-1-2 | 6 |
| 153057101 | C2 - 44 | 10 |
| | C3 - 44 | 12 |
| | C4 - 44 | 14 |
| 153112001 | V2 - 20-3 | 64 |
| 153201001 | Ga1- C2-37-8 | 78 |
| | Ga1- C2-37-8 | 78 |
| 153202001 | Ga1- C2-37-9 | 78 |
| | Ga1- C2-37-9 | 78 |
| 153203001 | Ga1- C2-37-8 | 78 |
| 153204001 | Ga1- C2-37-9 | 78 |
| 153242000 | Q1 - 1-26-15 | 42 |
| | Z1 - 102 | 68 |
| 153383001 | C5 - 39 | 18 |
| 153384001 | C5 - 40 | 18 |
| 153391001 | C5 - 303 | 18 |
| 153484001 | D2 - 31 | 22 |
| 153567000 | C2 - 37-20 | 10 |
| | C3 - 37-18 | 12 |
| | C5 - 37-19 | 18 |
| 153569001 | C3 - 37-16 | 12 |
| 153570001 | C2 - 37-16 | 10 |
| | C5 - 37-15 | 18 |
| 153596001 | J - 20 | 32 |
| 153597001 | J - 22-2 | 32 |
| | M - 5-2 | 38 |
| 153608101 | Sp1- C2-37-8 | 73 |
| | Sp1- C2-37-8 | 73 |
| 153827001 | C4 - 204 | 14 |
| 153828001 | D2 - 29 | 22 |
| 153834001 | C4 - 203 | 14 |
| 153838001 | D2 - 37 | 22 |
| 153924001 | F - 45 | 26 |
| | C1 - 1-1-4 | 6 |
| 153944001 | C3 - 37-5 | 12 |

| CODE | REF.NO. | Page |
|-----------|---------------|------|
| 154339001 | Sp1- E-24-1 | 72 |
| | Sp2- E-24-1 | 74 |
| | Sp3- E-24-1 | 76 |
| 154340001 | Sp1- E-24-1 | 72 |
| | Sp3- E-24-1 | 76 |
| 154341001 | Sp1- E-24-2 | 72 |
| | Sp1- E-24-2 | 72 |
| | Sp2- E-24-2 | 74 |
| | Sp3- E-24-2 | 76 |
| | Sp3- E-24-2 | 76 |
| 154342001 | Sp1- E-24-3 | 72 |
| | Sp3- E-24-3 | 76 |
| 154413001 | C3 - 37-2 | 12 |
| 154415001 | C3 - 37-4 | 12 |
| 154416101 | Sp2- C3-37-10 | 75 |
| | Sp2- C3-37-10 | 75 |
| 154417101 | Sp2- C3-37-10 | 75 |
| | Sp2- C3-37-10 | 75 |
| 154467001 | Z1 - 4-2 | 66 |
| 154527001 | Sp1- C2-37-9 | 73 |
| | Sp1- C2-37-9 | 73 |
| 154528001 | H - 1-12 | 30 |
| 154596000 | J - 21 | 32 |
| 154599000 | J - 6 | 32 |
| 154702101 | Z1 - 23 | 66 |
| 155559001 | L - 18 | 36 |
| | V1 - 10-18 | 62 |
| 155562101 | C4 - 37-8 | 14 |
| 155567001 | C4 - 200 | 14 |
| 155576001 | C4 - 37-14 | 14 |
| 155577001 | C4 - 37-15 | 14 |
| 155578000 | B - 21 | 4 |
| 155994000 | Ga1- C2 | 80 |
| 156006001 | C5 - 37-8 | 18 |
| | Z1 - 911 | 68 |
| | Ga1- C2 | 79 |
| 156084001 | Ga2- C5-100 | 80 |
| 156087001 | Ga2- C5-100 | 80 |
| 156112003 | Z2 - 35-1-6 | 70 |
| | Z2 - 35-2-8 | 71 |
| 156170001 | C4 - 37-12 | 14 |
| 156206001 | K - 15 | 36 |
| | V2 - 20-13 | 64 |
| 156495101 | C2 - 37-21 | 10 |
| 157968001 | H - 1-17 | 30 |
| 159224001 | G - 7 | 28 |
| 159565000 | F - 23 | 26 |
| 159574101 | H - 1-19 | 30 |
| 159610201 | Sp1- E-24 | 72 |
| | Sp2- E-24 | 74 |
| | Sp3- E-24 | 76 |
| 159612001 | Sp1- E-24-3 | 72 |
| | Sp2- E-24-3 | 74 |
| | Sp3- E-24-3 | 76 |
| 159613051 | Sp1- E-25 | 72 |
| | Sp2- E-25 | 74 |
| | Sp3- E-25 | 76 |
| 159805001 | G - 15 | 28 |
| 159825100 | C3 - 37-1-1 | 12 |
| 159827001 | C3 - 37-1-2 | 12 |
| 159828001 | C3 - 37-14 | 12 |
| 159905001 | J - 14 | 32 |
| 181995001 | E - 6 | 24 |

| CODE | REF.NO. | Page |
|-----------|--------------|------|
| 183493001 | C1 - 3 | 6 |
| 200190001 | U3 - 2-3 | 60 |
| | Z1 - 42 | 66 |
| | Z1 - 62 | 68 |
| 218859001 | R - 25 | 52 |
| | Q2 - 2-1-5 | 46 |
| | Q2 - 2-2-5 | 46 |
| | Q2 - 2-3-5 | 46 |
| | Q2 - 2-4-5 | 46 |
| | Q2 - 2-7-5 | 46 |
| 224514001 | Q2 - 2-1-4 | 46 |
| | Q2 - 2-2-4 | 46 |
| | Q2 - 2-3-4 | 46 |
| | Q2 - 2-4-4 | 46 |
| | Q2 - 2-7-4 | 46 |
| 228475000 | F - 44 | 26 |
| | J - 55 | 34 |
| | R - 22 | 52 |
| | C4 - 216 | 16 |
| | Q1 - 12 | 43 |
| | U1 - 1-1-1-9 | 56 |
| | U2 - 1-2-1-7 | 58 |
| 231071001 | J - 17 | 32 |
| 232384001 | Q1 - 1-26-7 | 42 |
| 402887001 | E - 14-6 | 24 |
| 525664000 | C4 - 217 | 16 |
| 552907000 | R - 4 | 50 |
| | R - 10 | 50 |

brother[®]



パーツブック
PARTS BOOK
TEILEKATALOG
LIVRE DES PIECES
LIBRO DE REFERENCIA DE PIEZAS

ブラザー工業株式会社

BROTHER INDUSTRIES, LTD.

〒467-8562 名古屋市瑞穂区河岸一丁目1番1号 TEL(052)824-2392

Printed in Japan / Gedrukt in Japan / Imprimé au Japon / Impreso en Japón

118-V30, V31, V32, V33
S96V30-101
2000.03.H (1)